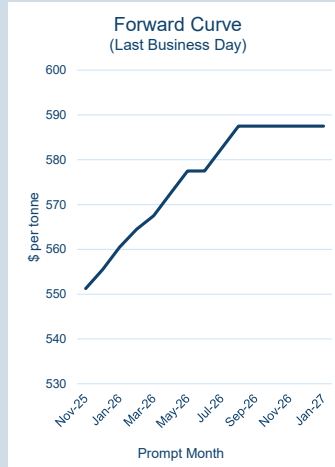




## LME Steel Rebar FOB Turkey (Platts)

### Monthly Overview - Nov-25

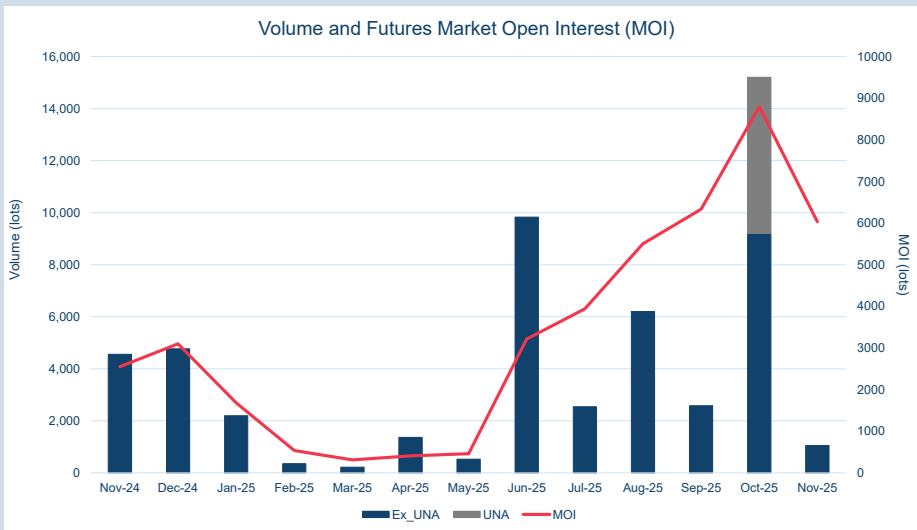


Front Month	
Average	\$544.36
Minimum	\$538.50
Maximum	\$551.25

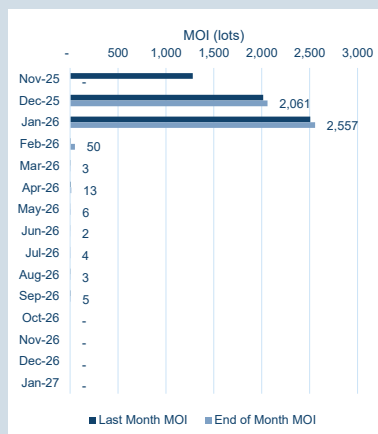
Volume (ex UNA) Nov-2025	
Lots	1,050

Volume (inc UNA) Nov-2025	
Lots	1,050
Tonnes	10,500

Volume Year To Date	
Lots	42,054
Tonnes	420,540

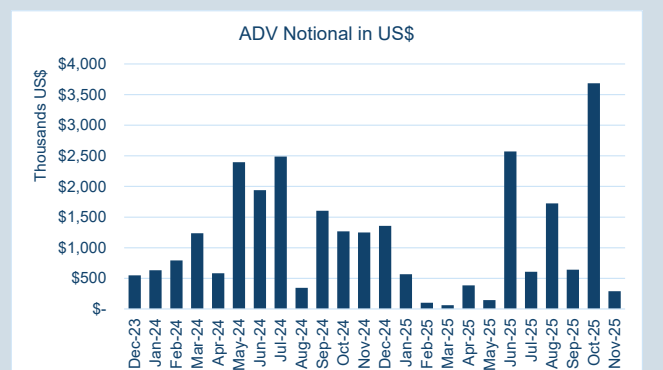
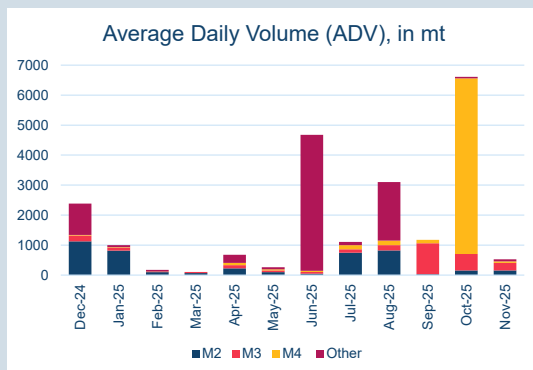
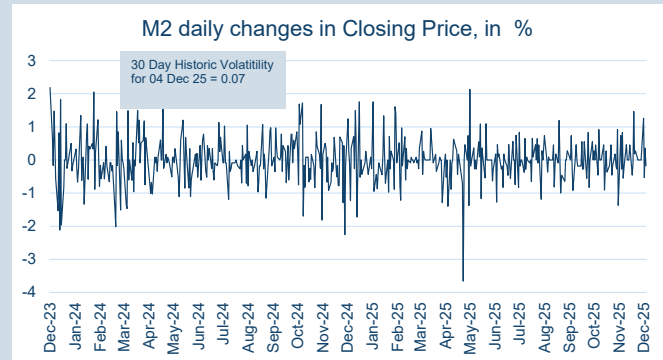
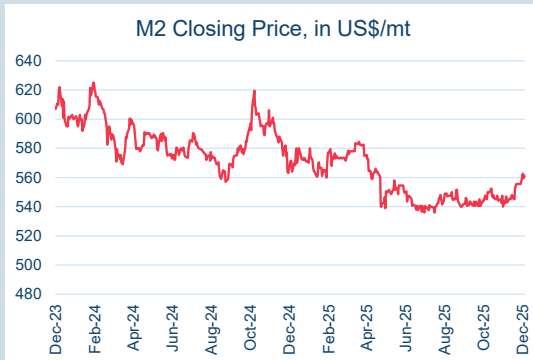
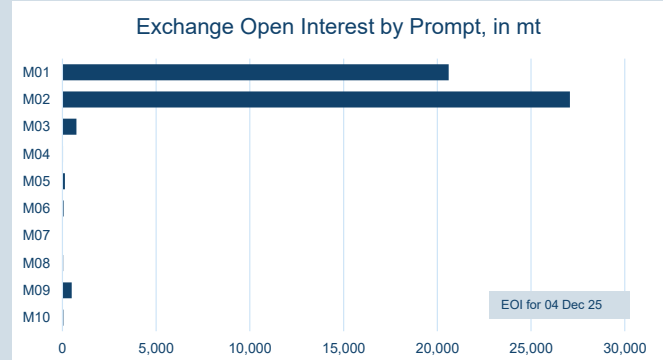
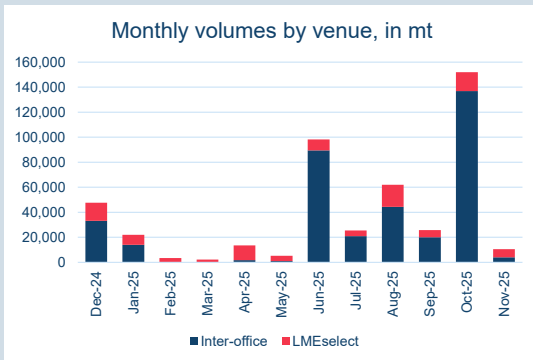


Prompt Month	End of Month - Daily Settlement	Volume (inc UNA)	End of Month - MOI
Nov-25	\$ 551.25	110	-
Dec-25	\$ 555.50	310	2,061
Jan-26	\$ 560.50	500	2,557
Feb-26	\$ 564.50	100	50
Mar-26	\$ 567.50	-	3
Apr-26	\$ 572.50	10	13
May-26	\$ 577.50	10	6
Jun-26	\$ 577.50	-	2
Jul-26	\$ 582.50	10	4
Aug-26	\$ 587.50	-	3
Sep-26	\$ 587.50	-	5
Oct-26	\$ 587.50	-	-
Nov-26	\$ 587.50	-	-
Dec-26	\$ 587.50	-	-
Jan-27	\$ 587.50	-	-

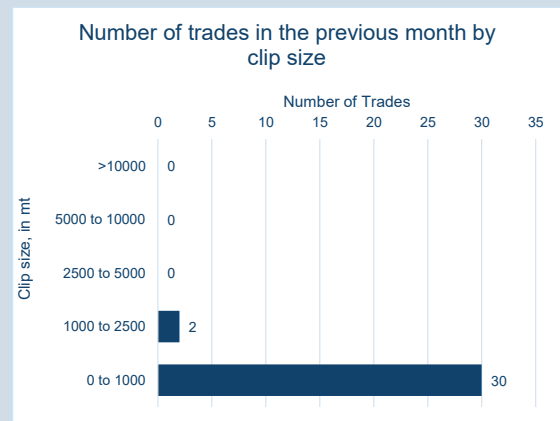


© The London Metal Exchange - An HKEX Company. 10 Finsbury Square, London EC2A 1AJ

The information contained within this presentation is for illustrative and educational purposes only and should not be relied upon in making any investment decision. The past performance of any commodity, derivative or other product referred to in the presentation cannot be relied upon as a guide to its future performance. Whilst every effort has been made to ensure the information is up-to-date and correct, the LME cannot guarantee that it is completely accurate and free from human error. The information is published "as is" without any warranty of any kind, express or implied, as to accuracy of the information and the LME shall not be liable for any losses or damage that may result from use of the presentation as a consequence of any inaccuracies in, or any omissions from, the information which it may contain. The information may not be reproduced, distributed or transmitted to any other person or incorporated in any way into another publication or other material.



Contract specifications	
Contract Code	SRD
Underlying Index	Platts Steel Rebar FOB Turkey
Initial Margin	\$420 per lot (as of Oct-25)
Bloomberg Ticker	JBPA Comdty
EIKON RIC	0#CSRRF:
TT Product Code	SRFCECS
CQG Product Code	SSR
Lot Size	10 metric tonnes
Price Quotation	US\$ / metric tonne
Contract Type	Cash settled futures
Contract Period	Monthly out to 15 months
Trading Venues	LMEselect and Inter-office telephone
Margining	Realised variation margins applied
Trading and Clearing Fees	US\$0.42 per lot (US\$0.042 per tonne)



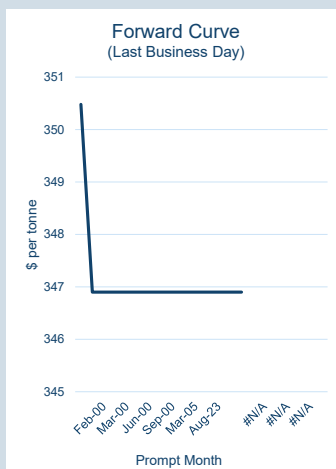
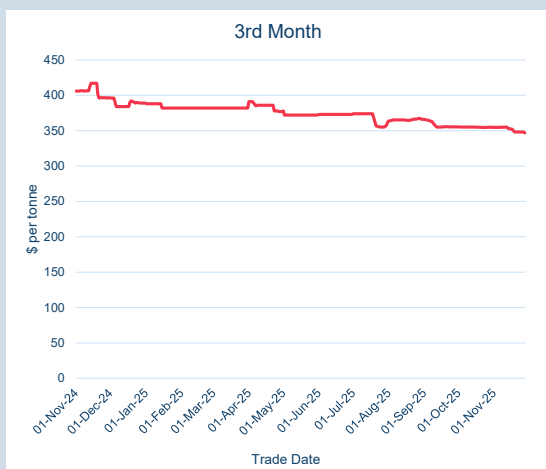
© The London Metal Exchange - An HKEX Company, 10 Finsbury Square, London EC2A 1AJ

The information contained within this presentation is for illustrative and educational purposes only and should not be relied upon in making any investment decision. The past performance of any commodity, derivative or other product referred to in the presentation cannot be relied upon as a guide to its future performance. Whilst every effort has been made to ensure the information is up-to-date and correct, the LME cannot guarantee that it is completely accurate and free from human error. The information is published "as is" without any warranty of any kind, express or implied, as to accuracy of the information and the LME shall not be liable for any losses or damage that may result from use of the presentation as a consequence of any inaccuracies in, or any omissions from, the information which it may contain. The information may not be reproduced, distributed or transmitted to any other person or incorporated in any way into another publication or other material.



## LME Steel Scrap CFR India (Platts)

### Monthly Overview - Nov-25

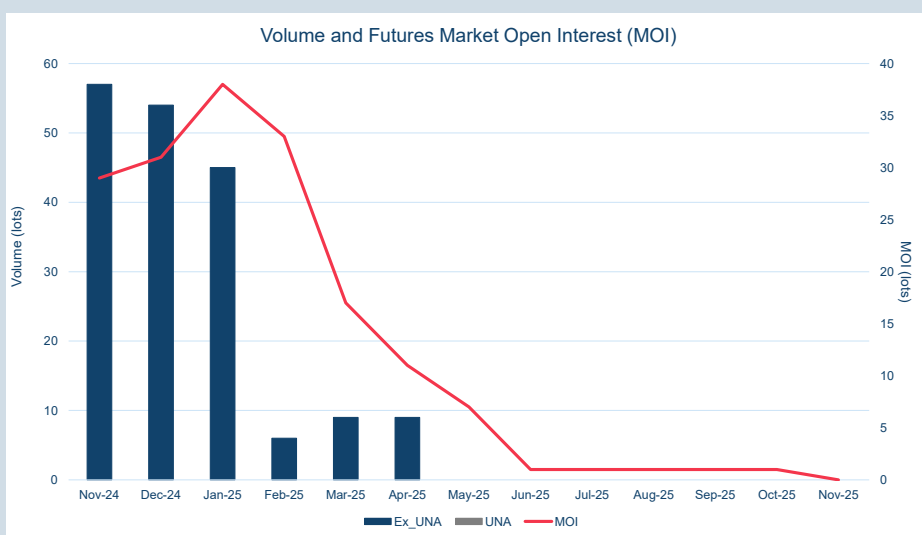


Front Month	
Average	\$352.41
Minimum	\$349.23
Maximum	\$354.98

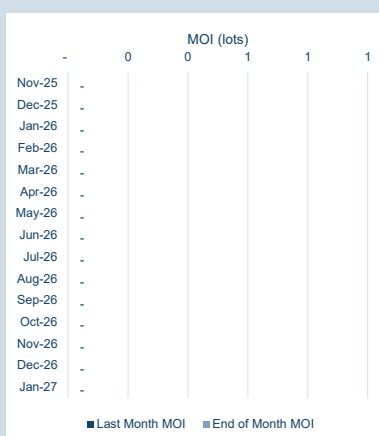
Volume (ex UNA) Nov-2025	
Lots	-

Volume (inc UNA) Nov-2025	
Lots	-
Tonnes	-

Volume Year To Date	
Lots	69
Tonnes	690

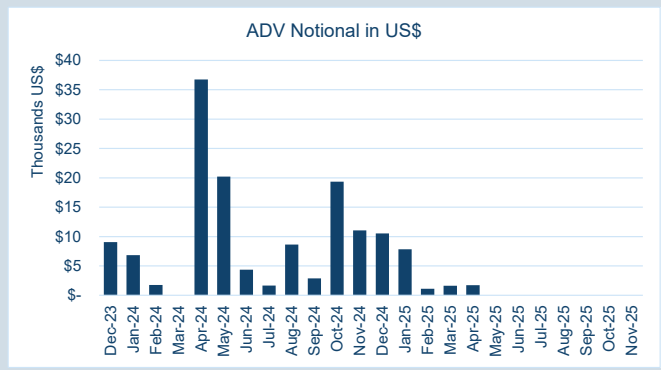
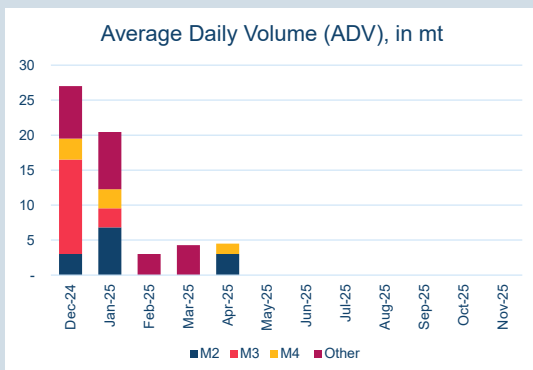
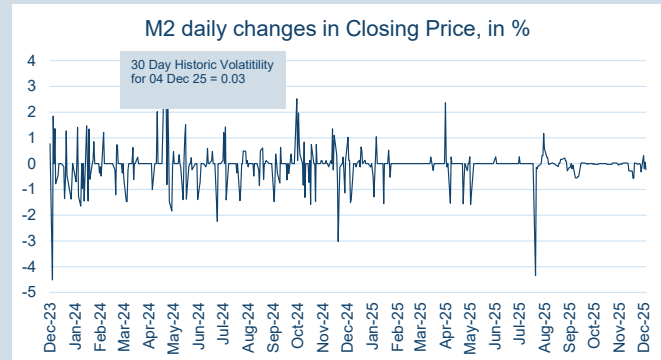
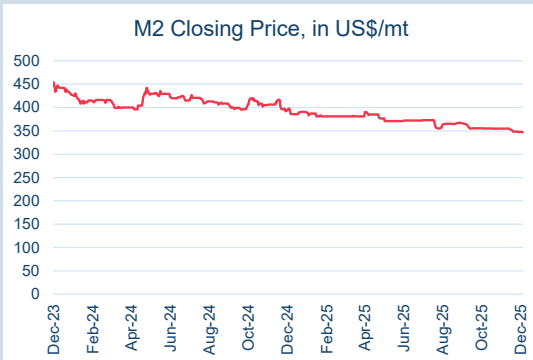
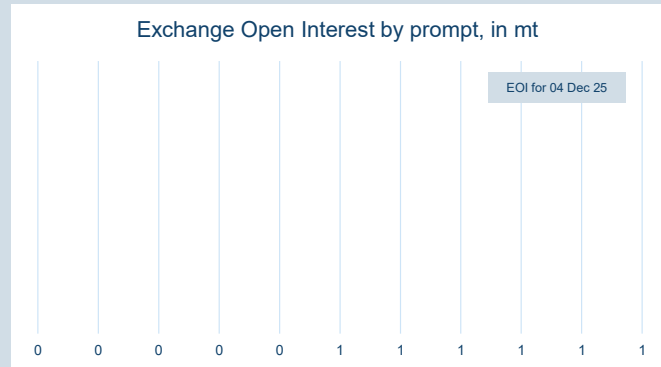
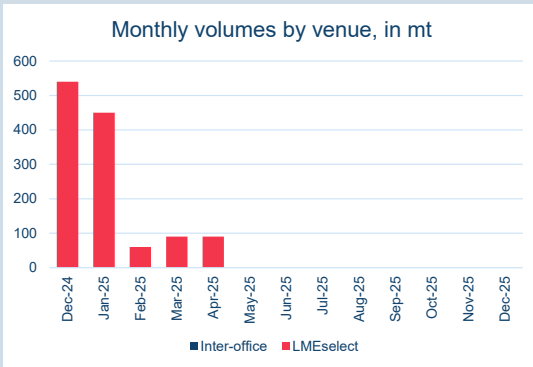


Prompt Month	End of Month - Daily Settlement	Volume (inc UNA)	End of Month - MOI
Jan-00	\$ 350.48	-	-
Jan-00	\$ 346.90	-	-
Feb-00	\$ 346.90	-	-
Feb-00	\$ 346.90	-	-
Mar-00	\$ 346.90	-	-
Aug-00	\$ 346.90	-	-
Jun-00	\$ 346.90	-	-
Aug-00	\$ 346.90	-	-
Sep-00	\$ 346.90	-	-
Dec-00	\$ 346.90	-	-
Mar-05	\$ 346.90	-	-
Jun-05	\$ 346.90	-	-
Aug-23	\$ 346.90	-	-
Jun-20	\$ 346.90	-	-
Jan-00	\$ 346.90	-	-

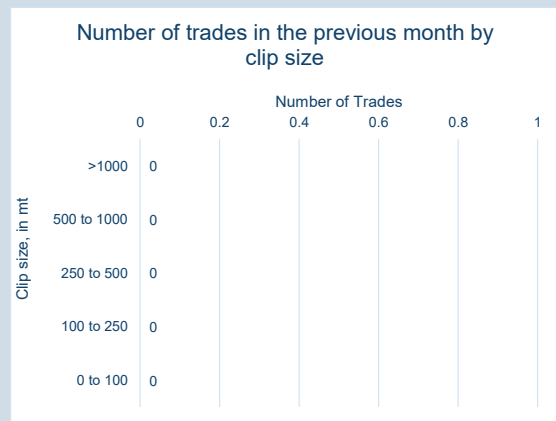


© The London Metal Exchange - An HKEX Company. 10 Finsbury Square, London EC2A 1AJ

The information contained within this presentation is for illustrative and educational purposes only and should not be relied upon in making any investment decision. The past performance of any commodity, derivative or other product referred to in the presentation cannot be relied upon as a guide to its future performance. Whilst every effort has been made to ensure the information is up-to-date and correct, the LME cannot guarantee that it is completely accurate and free from human error. The information is published "as is" without any warranty of any kind, express or implied, as to accuracy of the information and the LME shall not be liable for any losses or damage that may result from use of the presentation as a consequence of any inaccuracies in, or any omissions from, the information which it may contain. The information may not be reproduced, distributed or transmitted to any other person or incorporated in any way into another publication or other material.



Contract specifications	
Contract Code	SID
Underlying Index	Platts' Shredded Scrap CFR Nhava Sheva
Initial Margin	\$720 per lot (as of Oct-25)
Bloomberg Ticker	LXLA Comdty
EIKON RIC	0#CSSIF:
TT Product Code	SIFCECS
CQG Product Code	LSI
Lot Size	10 metric tonnes
Price Quotation	US\$ / metric tonne
Contract Type	Cash settled futures
Contract Period	Monthly out to 15 months
Trading Venues	LMEselect and Inter-office telephone
Margining	Realised variation margins applied
Trading and Clearing Fees	US\$0.42 per lot (US\$0.042 per tonne)



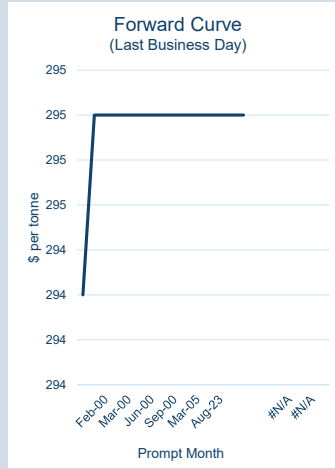
© The London Metal Exchange - An HKEX Company, 10 Finsbury Square, London EC2A 1AJ

The information contained within this presentation is for illustrative and educational purposes only and should not be relied upon in making any investment decision. The past performance of any commodity, derivative or other product referred to in the presentation cannot be relied upon as a guide to its future performance. Whilst every effort has been made to ensure the information is up-to-date and correct, the LME cannot guarantee that it is completely accurate and free from human error. The information is published "as is" without any warranty of any kind, express or implied, as to accuracy of the information and the LME shall not be liable for any losses or damage that may result from use of the presentation as a consequence of any inaccuracies in, or any omissions from, the information which it may contain. The information may not be reproduced, distributed or transmitted to any other person or incorporated in any way into another publication or other material.



## LME Steel Scrap CFR Taiwan (Argus)

### Monthly Overview - Nov-25

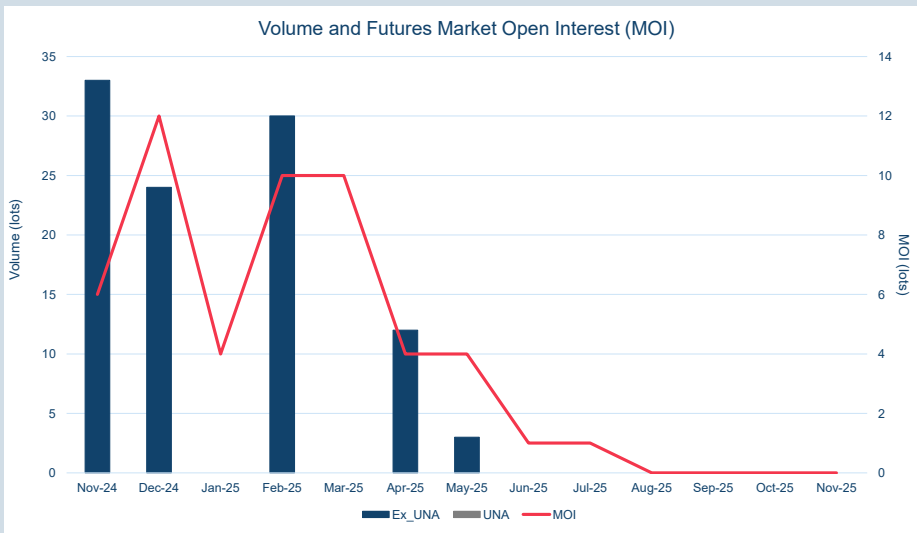


Front Month	
Average	\$293.80
Minimum	\$293.00
Maximum	\$294.20

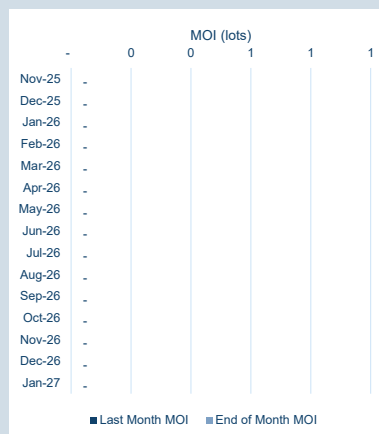
Volume (ex UNA) Nov-2025	
Lots	-

Volume (inc UNA) Nov-2025	
Lots	-
Tonnes	-

Volume Year To Date	
Lots	45
Tonnes	450

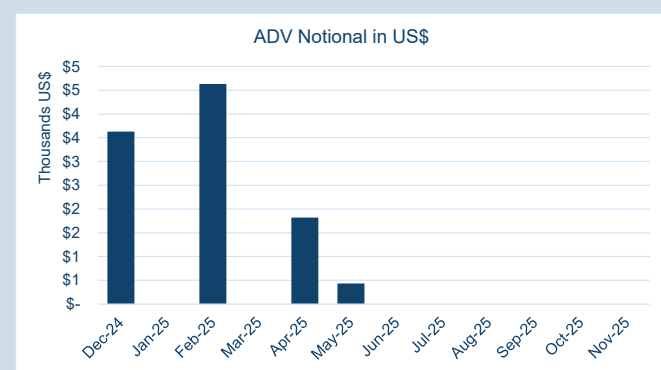
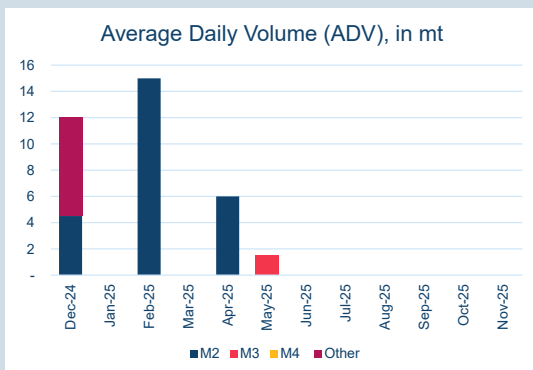
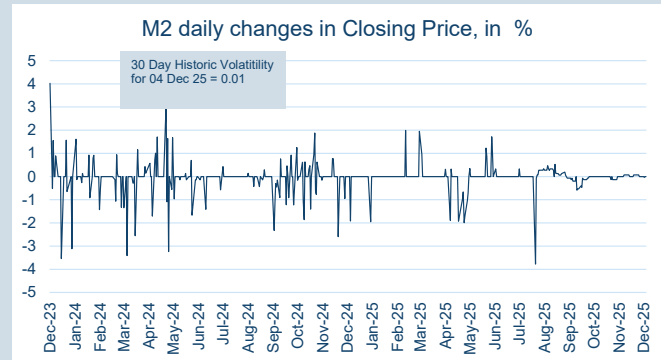
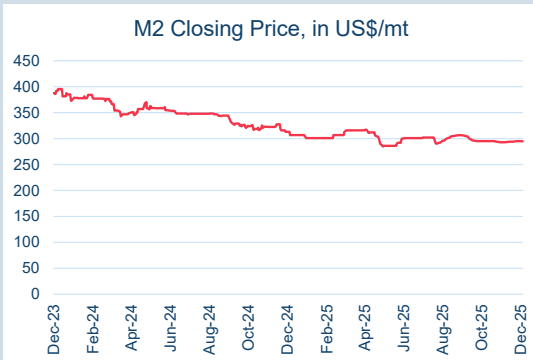
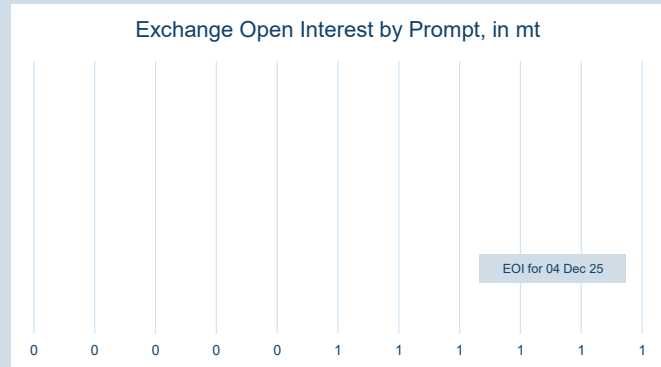
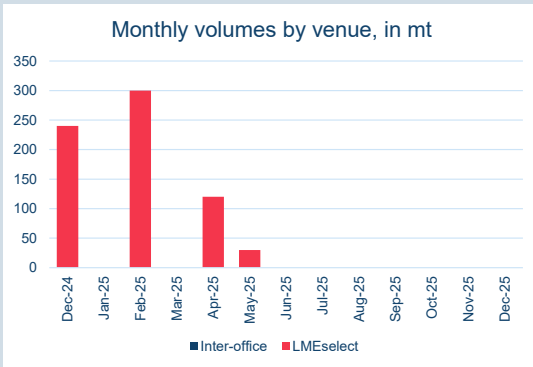


Prompt Month	End of Month - Daily Settlement	Volume (inc UNA)	End of Month - MOI
Jan-00	\$ 294.20	-	-
Jan-00	\$ 295.00	-	-
Feb-00	\$ 295.00	-	-
Feb-00	\$ 295.00	-	-
Mar-00	\$ 295.00	-	-
Aug-00	\$ 295.00	-	-
Jun-00	\$ 295.00	-	-
Aug-00	\$ 295.00	-	-
Sep-00	\$ 295.00	-	-
Dec-00	\$ 295.00	-	-
Mar-05	\$ 295.00	-	-
Jun-05	\$ 295.00	-	-
Aug-23	\$ 295.00	-	-
Jun-20	\$ 295.00	-	-
Jan-00	\$ 295.00	-	-

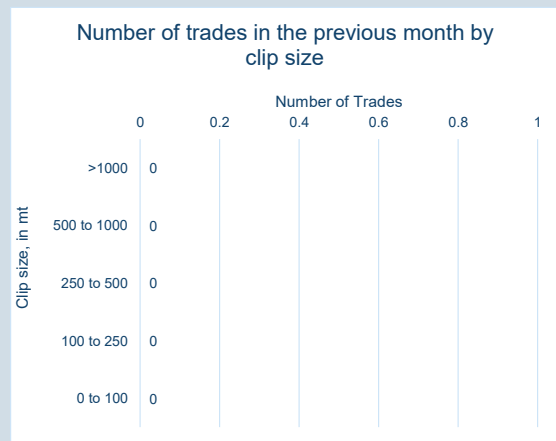


© The London Metal Exchange - An HKEX Company. 10 Finsbury Square, London EC2A 1AJ

The information contained within this presentation is for illustrative and educational purposes only and should not be relied upon in making any investment decision. The past performance of any commodity, derivative or other product referred to in the presentation cannot be relied upon as a guide to its future performance. Whilst every effort has been made to ensure the information is up-to-date and correct, the LME cannot guarantee that it is completely accurate and free from human error. The information is published "as is" without any warranty of any kind, express or implied, as to accuracy of the information and the LME shall not be liable for any losses or damage that may result from use of the presentation as a consequence of any inaccuracies in, or any omissions from, the information which it may contain. The information may not be reproduced, distributed or transmitted to any other person or incorporated in any way into another publication or other material.



Contract specifications	
Contract Code	STD
Underlying Index	Argus' Ferrous scrap HMS 1/2 (80:20) containerised CFR Taiwan
Initial Margin	\$600 per lot (as of Oct-25)
Bloomberg Ticker	LVAA Comdty
EIKON RIC	0#CSSTF:
TT Product Code	STFCECS
CQG Product Code	LST
Lot Size	10 metric tonnes
Price Quotation	US\$ / metric tonne
Contract Type	Cash settled futures
Contract Period	Monthly out to 15 months
Trading Venues	LMEselect and Inter-office telephone
Margining	Realised variation margins applied
Trading and Clearing Fees	US\$0.42 per lot (US\$0.042 per tonne)



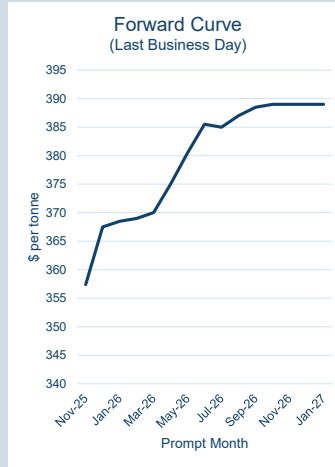
© The London Metal Exchange - An HKEX Company. 10 Finsbury Square, London EC2A 1AJ

The information contained within this presentation is for illustrative and educational purposes only and should not be relied upon in making any investment decision. The past performance of any commodity, derivative or other product referred to in the presentation cannot be relied upon as a guide to its future performance. Whilst every effort has been made to ensure the information is up-to-date and correct, the LME cannot guarantee that it is completely accurate and free from human error. The information is published "as is" without any warranty of any kind, express or implied, as to accuracy of the information and the LME shall not be liable for any losses or damage that may result from use of the presentation as a consequence of any inaccuracies in, or any omissions from, the information which it may contain. The information may not be reproduced, distributed or transmitted to any other person or incorporated in any way into another publication or other material.



## LME Steel Scrap CFR Turkey (Platts)

### Monthly Overview - Nov-25

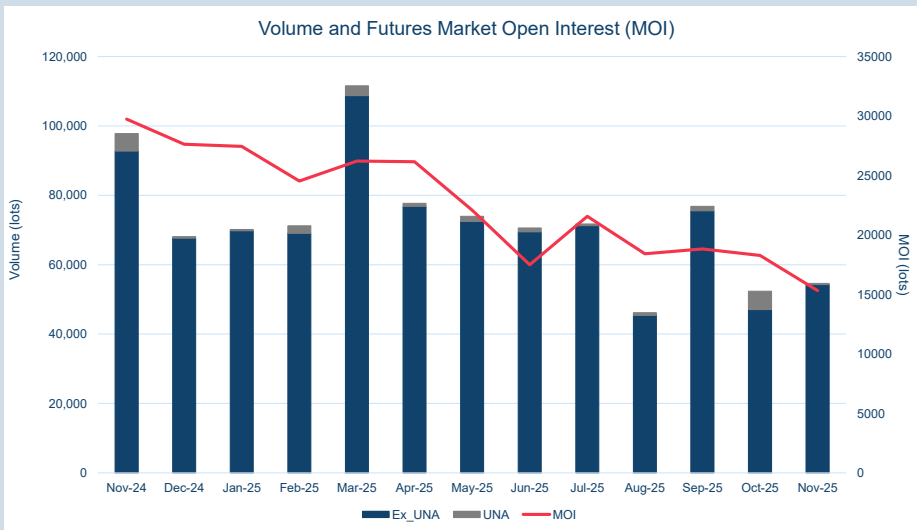


Front Month	
Average	\$355.59
Minimum	\$352.00
Maximum	\$358.00

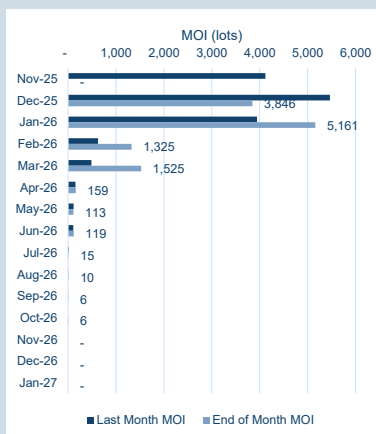
Volume (ex UNA) Nov-2025	
Lots	54,285

Volume (inc UNA) Nov-2025	
Lots	54,585
Tonnes	545,850

Volume Year To Date	
Lots	776,827
Tonnes	7,768,270

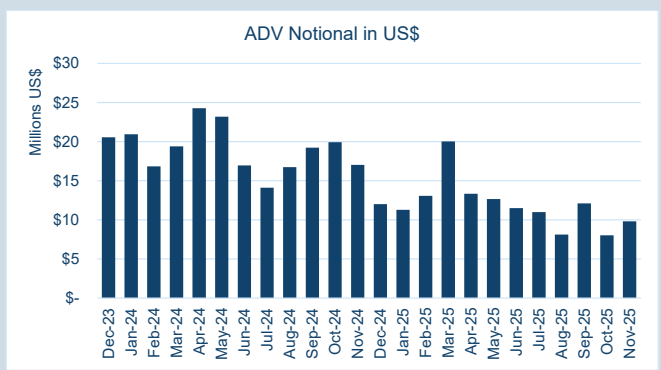
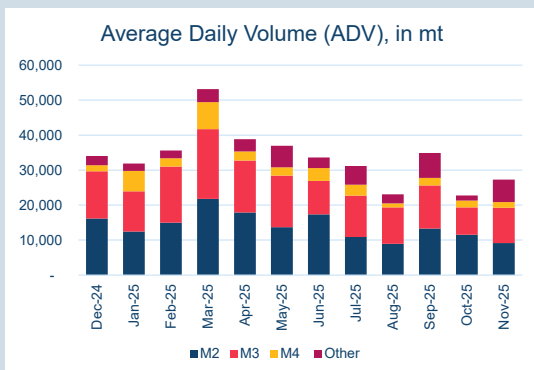
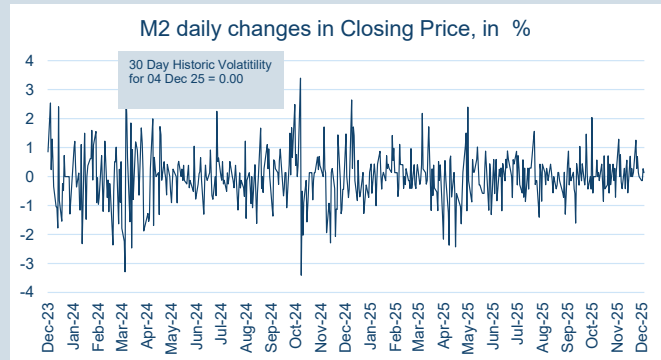
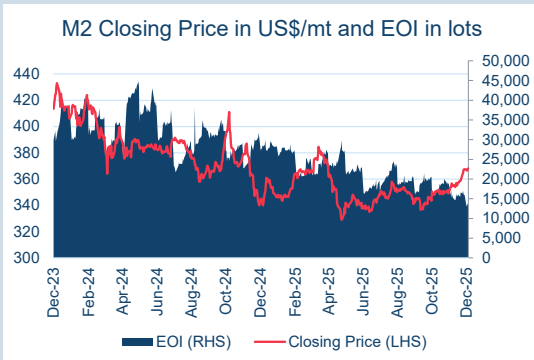
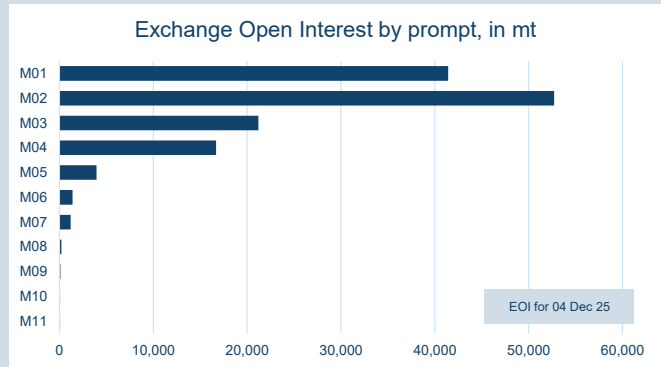
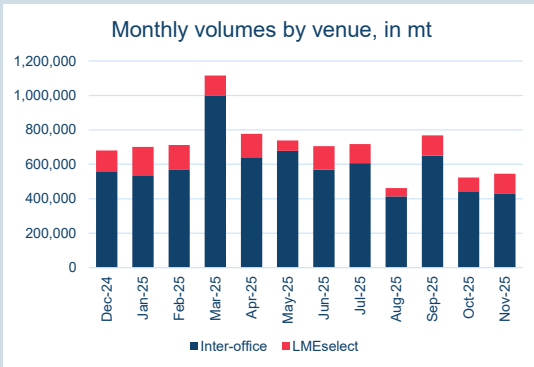


Prompt Month	End of Month - Daily Settlement	Volume (inc UNA)	End of Month - MOI
Nov-25	\$ 357.40	8,389	-
Dec-25	\$ 367.50	18,351	3,846
Jan-26	\$ 368.50	20,097	5,161
Feb-26	\$ 369.00	3,284	1,325
Mar-26	\$ 370.00	4,216	1,525
Apr-26	\$ 375.00	151	159
May-26	\$ 380.50	11	113
Jun-26	\$ 385.50	32	119
Jul-26	\$ 385.00	18	15
Aug-26	\$ 387.00	13	10
Sep-26	\$ 388.50	8	6
Oct-26	\$ 389.00	15	6
Nov-26	\$ 389.00	-	-
Dec-26	\$ 389.00	-	-
Jan-27	\$ 389.00	-	-

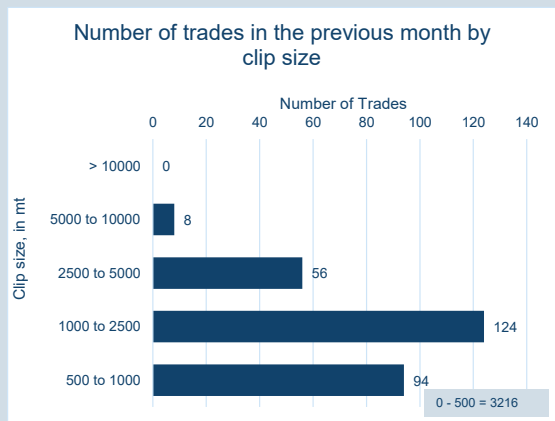


© The London Metal Exchange - An HKEX Company. 10 Finsbury Square, London EC2A 1AJ

The information contained within this presentation is for illustrative and educational purposes only and should not be relied upon in making any investment decision. The past performance of any commodity, derivative or other product referred to in the presentation cannot be relied upon as a guide to its future performance. Whilst every effort has been made to ensure the information is up-to-date and correct, the LME cannot guarantee that it is completely accurate and free from human error. The information is published "as is" without any warranty of any kind, express or implied, as to accuracy of the information and the LME shall not be liable for any losses or damage that may result from use of the presentation as a consequence of any inaccuracies in, or any omissions from, the information which it may contain. The information may not be reproduced, distributed or transmitted to any other person or incorporated in any way into another publication or other material.



Contract specifications	
Contract Code	SCD
Underlying Index	Platts TSI HMS 1&2 (80:20) CFR Turkey
Initial Margin	\$320 per lot (as of Oct-25)
Bloomberg Ticker	JBOA Comdty
EIKON RIC	0#CSSCF:
TT Product Code	SCFCECS
CQG Product Code	SSC
Lot Size	10 metric tonnes
Price Quotation	US\$ / metric tonne
Contract Type	Cash settled futures
Contract Period	Monthly out to 15 months
Trading Venues	LMEselect and Inter-office telephone
Margining	Realised variation margins applied
Trading and Clearing Fees	US\$0.42 per lot (US\$0.042 per tonne)



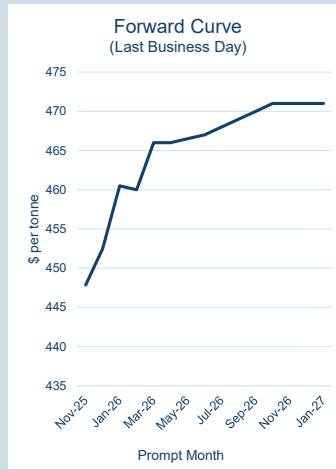
© The London Metal Exchange - An HKEX Company, 10 Finsbury Square, London EC2A 1AJ

The information contained within this presentation is for illustrative and educational purposes only and should not be relied upon in making any investment decision. The past performance of any commodity, derivative or other product referred to in the presentation cannot be relied upon as a guide to its future performance. Whilst every effort has been made to ensure the information is up-to-date and correct, the LME cannot guarantee that it is completely accurate and free from human error. The information is published "as is" without any warranty of any kind, express or implied, as to accuracy of the information and the LME shall not be liable for any losses or damage that may result from use of the presentation as a consequence of any inaccuracies in, or any omissions from, the information which it may contain. The information may not be reproduced, distributed or transmitted to any other person or incorporated in any way into another publication or other material.



# LME Steel HRC FOB China (Argus)

## Monthly Overview - Nov-25

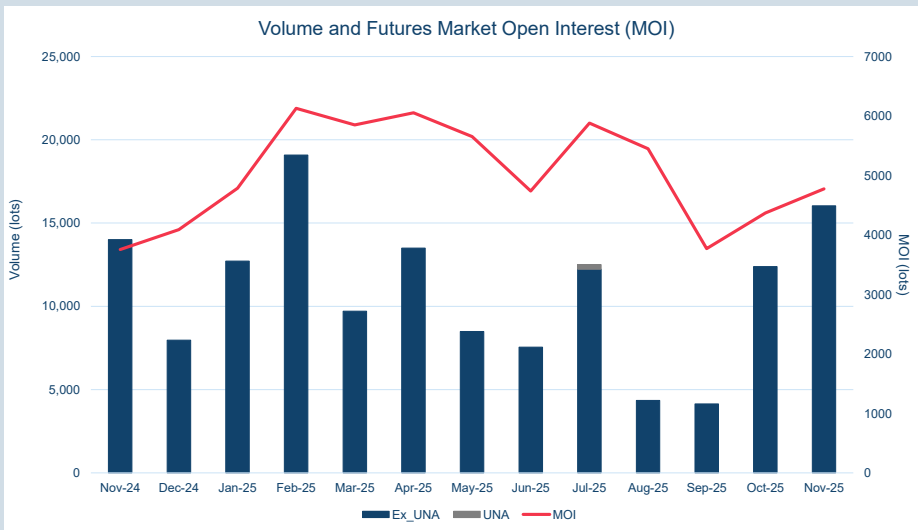


Front Month	
Average	\$451.32
Minimum	\$447.00
Maximum	\$461.50

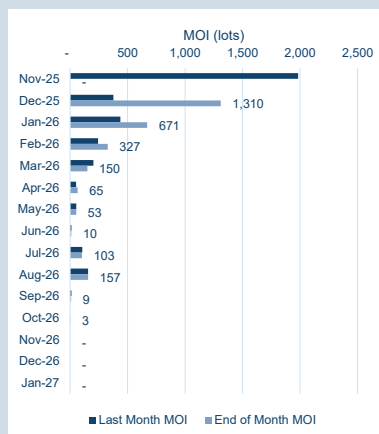
Volume (ex UNA) Nov-2025	
Lots	16,035

Volume (inc UNA) Nov-2025	
Lots	16,035
Tonnes	160,350

Volume Year To Date	
Lots	120,447
Tonnes	1,204,470

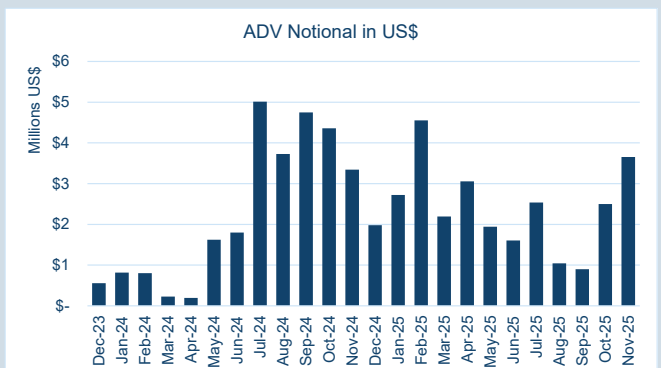
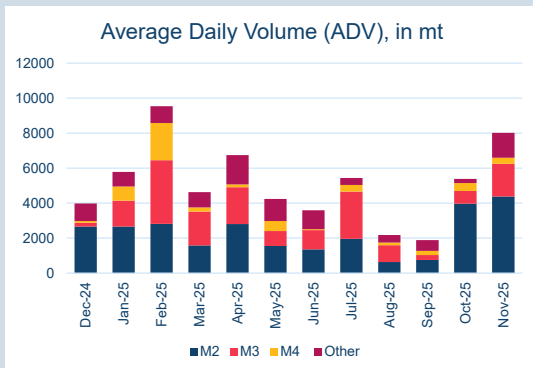
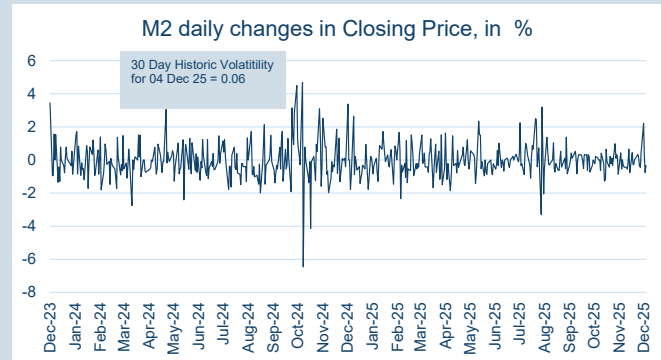
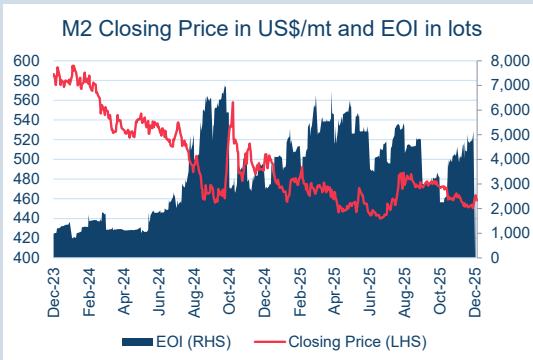
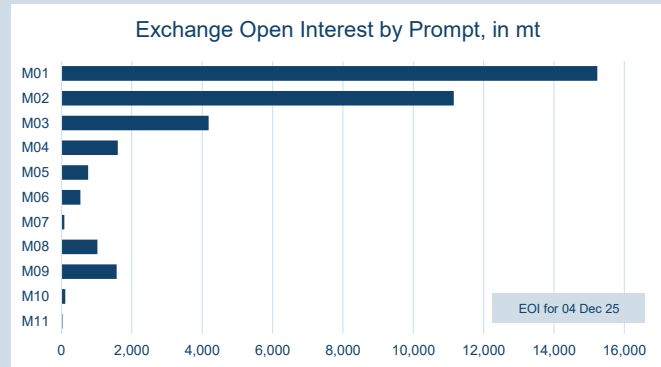
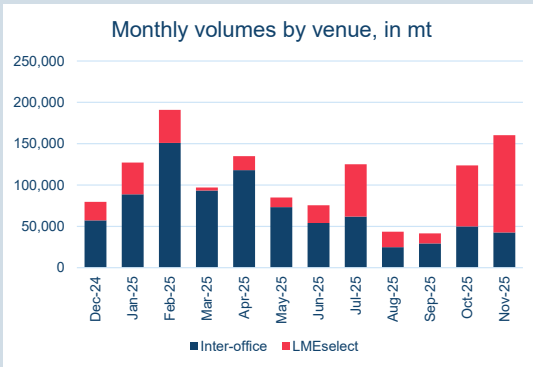


Prompt Month	End of Month - Daily Settlement	Volume (inc UNA)	End of Month - MOI
Nov-25	\$ 447.85	2,391	-
Dec-25	\$ 452.50	8,752	1,310
Jan-26	\$ 460.50	3,733	671
Feb-26	\$ 460.00	695	327
Mar-26	\$ 466.00	353	150
Apr-26	\$ 466.00	34	65
May-26	\$ 466.50	16	53
Jun-26	\$ 467.00	12	10
Jul-26	\$ 468.00	9	103
Aug-26	\$ 469.00	18	157
Sep-26	\$ 470.00	12	9
Oct-26	\$ 471.00	10	3
Nov-26	\$ 471.00	-	-
Dec-26	\$ 471.00	-	-
Jan-27	\$ 471.00	-	-

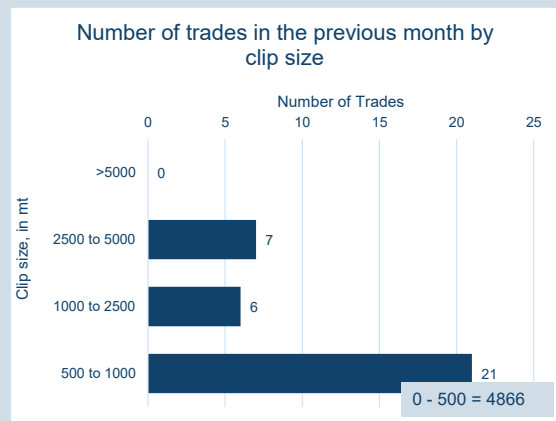


© The London Metal Exchange - An HKEX Company. 10 Finsbury Square, London EC2A 1AJ

The information contained within this presentation is for illustrative and educational purposes only and should not be relied upon in making any investment decision. The past performance of any commodity, derivative or other product referred to in the presentation cannot be relied upon as a guide to its future performance. Whilst every effort has been made to ensure the information is up-to-date and correct, the LME cannot guarantee that it is completely accurate and free from human error. The information is published "as is" without any warranty of any kind, express or implied, as to accuracy of the information and the LME shall not be liable for any losses or damage that may result from use of the presentation as a consequence of any inaccuracies in, or any omissions from, the information which it may contain. The information may not be reproduced, distributed or transmitted to any other person or incorporated in any way into another publication or other material.



Contract specifications	
Contract Code	HCD
Underlying Index	Argus HRC FOB Tianjin China
Initial Margin	\$670 per lot (as of Oct-25)
Bloomberg Ticker	LCYA Comdty
EIKON RIC	0#CMHCF:
TT Product Code	HCFCECS
CQG Product Code	LHC
Lot Size	10 metric tonnes
Price Quotation	US\$ / metric tonne
Contract Type	Cash settled futures
Contract Period	Monthly out to 15 months
Trading Venues	LMEselect and Inter-office telephone
Margining	Realised variation margins applied
Trading and Clearing Fees	US\$0.42 per lot (US\$0.042 per tonne)



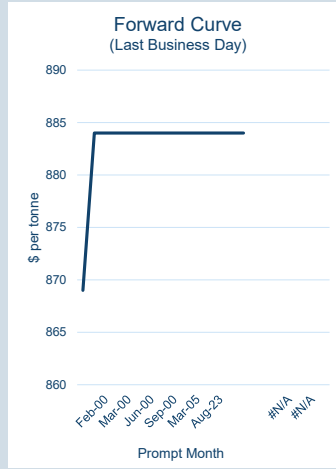
© The London Metal Exchange - An HKEX Company, 10 Finsbury Square, London EC2A 1AJ

The information contained within this presentation is for illustrative and educational purposes only and should not be relied upon in making any investment decision. The past performance of any commodity, derivative or other product referred to in the presentation cannot be relied upon as a guide to its future performance. Whilst every effort has been made to ensure the information is up-to-date and correct, the LME cannot guarantee that it is completely accurate and free from human error. The information is published "as is" without any warranty of any kind, express or implied, as to accuracy of the information and the LME shall not be liable for any losses or damage that may result from use of the presentation as a consequence of any inaccuracies in, or any omissions from, the information which it may contain. The information may not be reproduced, distributed or transmitted to any other person or incorporated in any way into another publication or other material.



## LME Steel HRC N. America (Platts)

### Monthly Overview - Nov-25

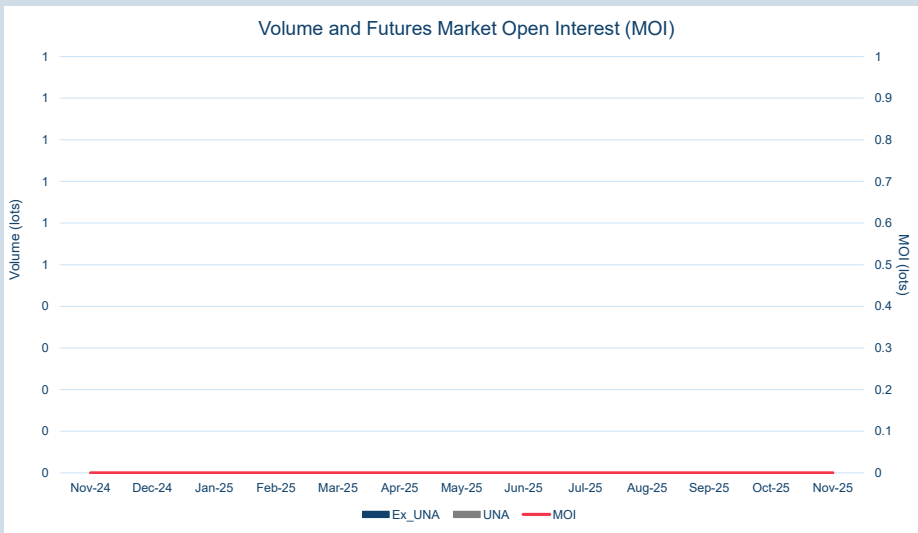


Front Month	
Average	\$858.85
Minimum	\$840.00
Maximum	\$869.00

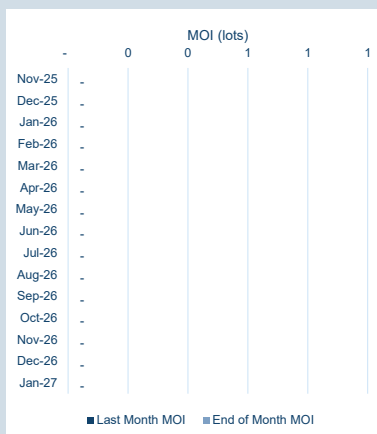
Volume (ex UNA) Nov-2025	
Lots	-

Volume (inc UNA) Nov-2025	
Lots	-
Tonnes	-

Volume Year To Date	
Lots	-
Tonnes	-



Prompt Month	End of Month - Daily Settlement	Volume (inc UNA)	End of Month - MOI
Jan-00	\$ 869.00	-	-
Jan-00	\$ 884.00	-	-
Feb-00	\$ 884.00	-	-
Feb-00	\$ 884.00	-	-
Mar-00	\$ 884.00	-	-
Aug-00	\$ 884.00	-	-
Jun-00	\$ 884.00	-	-
Aug-00	\$ 884.00	-	-
Sep-00	\$ 884.00	-	-
Dec-00	\$ 884.00	-	-
Mar-05	\$ 884.00	-	-
Jun-05	\$ 884.00	-	-
Aug-23	\$ 884.00	-	-
Jun-20	\$ 884.00	-	-
Jan-00	\$ 884.00	-	-



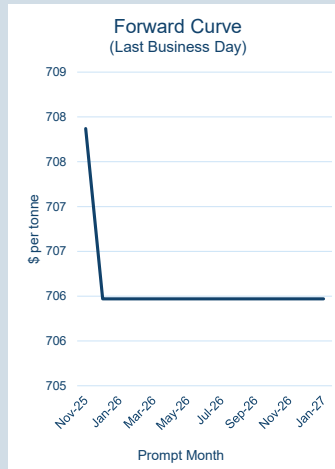
© The London Metal Exchange - An HKEX Company. 10 Finsbury Square, London EC2A 1AJ

The information contained within this presentation is for illustrative and educational purposes only and should not be relied upon in making any investment decision. The past performance of any commodity, derivative or other product referred to in the presentation cannot be relied upon as a guide to its future performance. Whilst every effort has been made to ensure the information is up-to-date and correct, the LME cannot guarantee that it is completely accurate and free from human error. The information is published "as is" without any warranty of any kind, express or implied, as to accuracy of the information and the LME shall not be liable for any losses or damage that may result from use of the presentation as a consequence of any inaccuracies in, or any omissions from, the information which it may contain. The information may not be reproduced, distributed or transmitted to any other person or incorporated in any way into another publication or other material.



## LME HRC NW Europe (Argus)

### Monthly Overview - Nov-25

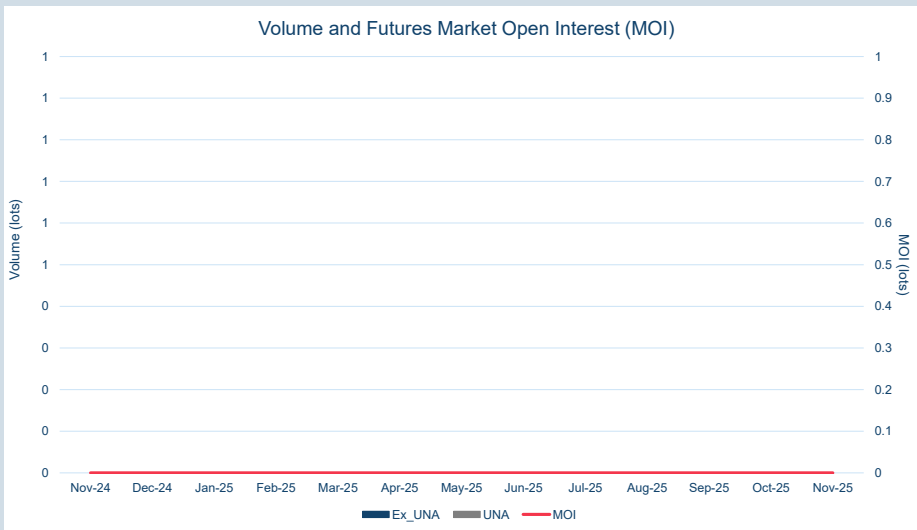


Front Month	
Average	\$706.26
Minimum	\$695.28
Maximum	\$711.91

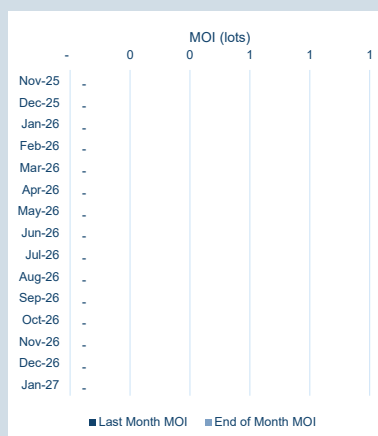
Volume (ex UNA) Nov-2025	
Lots	-

Volume (inc UNA) Nov-2025	
Lots	-
Tonnes	-

Volume Year To Date	
Lots	-
Tonnes	-



Prompt Month	End of Month - Daily Settlement	Volume (inc UNA)	End of Month - MOI
Nov-25	\$ 707.87	-	-
Dec-25	\$ 705.97	-	-
Jan-26	\$ 705.97	-	-
Feb-26	\$ 705.97	-	-
Mar-26	\$ 705.97	-	-
Apr-26	\$ 705.97	-	-
May-26	\$ 705.97	-	-
Jun-26	\$ 705.97	-	-
Jul-26	\$ 705.97	-	-
Aug-26	\$ 705.97	-	-
Sep-26	\$ 705.97	-	-
Oct-26	\$ 705.97	-	-
Nov-26	\$ 705.97	-	-
Dec-26	\$ 705.97	-	-
Jan-27	\$ 705.97	-	-



© The London Metal Exchange - An HKEX Company. 10 Finsbury Square, London EC2A 1AJ

The information contained within this presentation is for illustrative and educational purposes only and should not be relied upon in making any investment decision. The past performance of any commodity, derivative or other product referred to in the presentation cannot be relied upon as a guide to its future performance. Whilst every effort has been made to ensure the information is up-to-date and correct, the LME cannot guarantee that it is completely accurate and free from human error. The information is published "as is" without any warranty of any kind, express or implied, as to accuracy of the information and the LME shall not be liable for any losses or damage that may result from use of the presentation as a consequence of any inaccuracies in, or any omissions from, the information which it may contain. The information may not be reproduced, distributed or transmitted to any other person or incorporated in any way into another publication or other material.