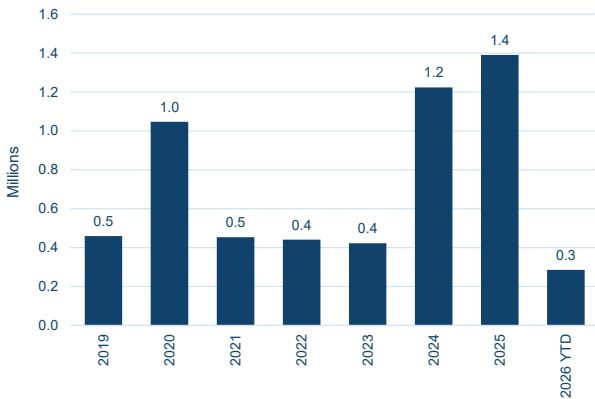


LME Steel HRC FOB China (Argus)

Liquidity Window: 14:00 - 14:30 UK time

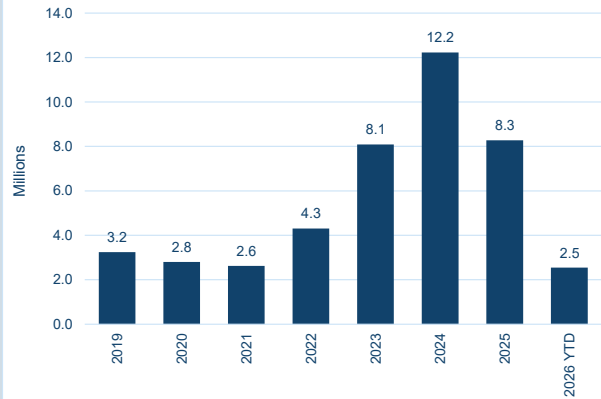
Annual traded volume in metric tonnes



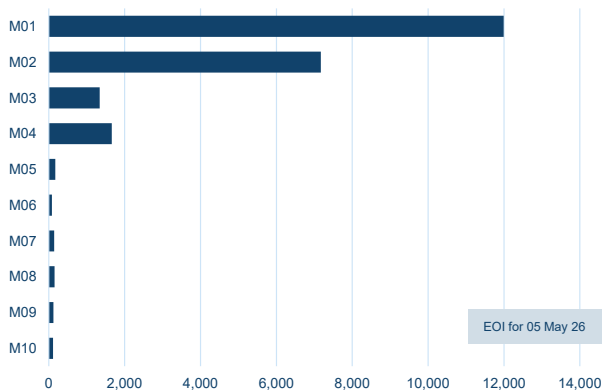
LME Steel Scrap CFR Turkey (Platts)

Liquidity Window: 16:00 - 16:30 UK time

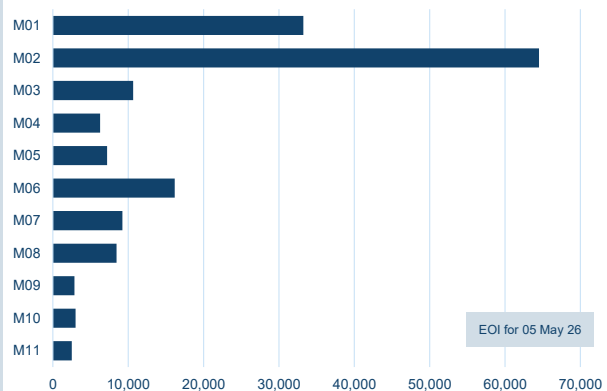
Annual traded volume in metric tonnes



Exchange Open Interest by Prompt, in mt



Exchange Open Interest by prompt, in mt

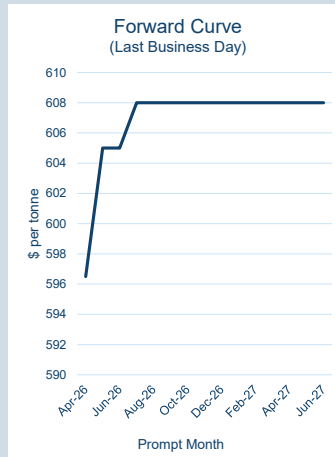


Free resources and data:

- Free historical data since launch (daily closing prices, monthly final settlements, daily volumes and daily EOI): <https://www.lme.com/en/market-data/reports-and-data/historical-data-for-cash-settled-futures>
- 15-min delayed quotes from LMEselect and last traded prices: <https://www.lme.com/en/market-data/reports-and-data/ferrous-intraday-price-and-trade-data>
- Market research reports produced by Navigate Commodities on physical steel scrap markets: <https://www.lme.com/Metals/Ferrous/Steel-Scrap-Markets-a-Birds-Eye-View-report>
- Monthly reports: <https://www.lme.com/Metals/Ferrous/Ferrous-monthly-reports>
- Margin parameters: <https://www.lme.com/en/clearing/risk-management/margin-parameter-files>
- Pricing procedures, BBG tickers and RIC codes: <https://www.lme.com/Metals/Ferrous/Additional-pricing-information>

© The London Metal Exchange - An HKEX Company. 10 Finsbury Square, London EC2A 1AJ

The information contained within this presentation is for illustrative and educational purposes only and should not be relied upon in making any investment decision. The past performance of any commodity, derivative or other product referred to in the presentation cannot be relied upon as a guide to its future performance. Whilst every effort has been made to ensure the information is up-to-date and correct, the LME cannot guarantee that it is completely accurate and free from human error. The information is published "as is" without any warranty of any kind, express or implied, as to accuracy of the information and the LME shall not be liable for any losses or damage that may result from use of the presentation as a consequence of any inaccuracies in, or any omissions from, the information which it may contain. The information may not be reproduced, distributed or transmitted to any other person or incorporated in any way into another publication or other material.

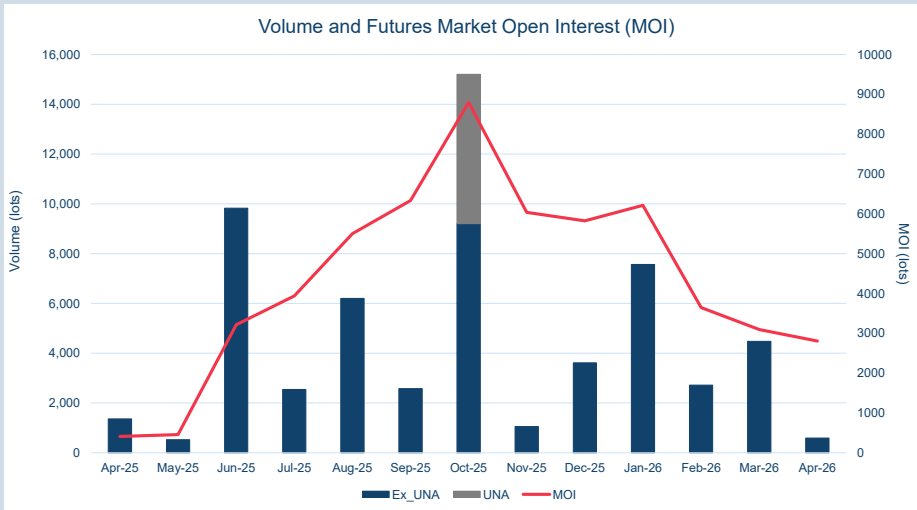


Front Month	
Average	\$599.65
Minimum	\$596.50
Maximum	\$601.00

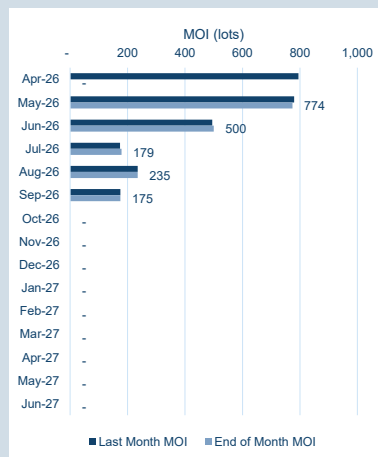
Volume (ex UNA) Apr-2026	
Lots	593

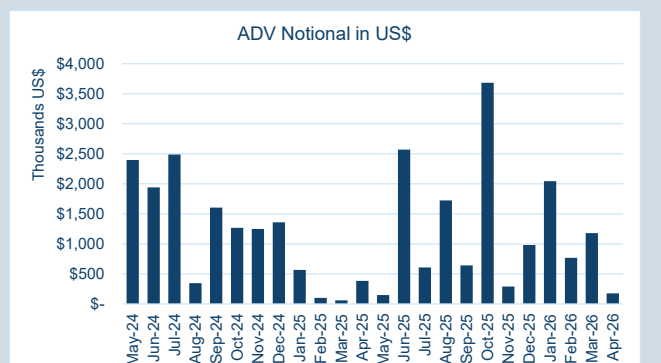
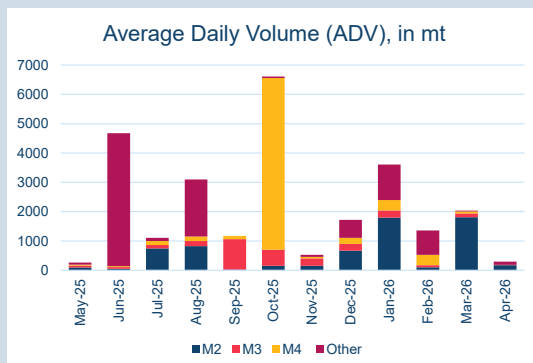
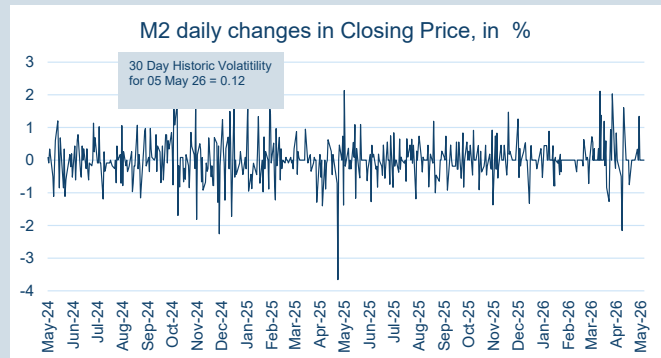
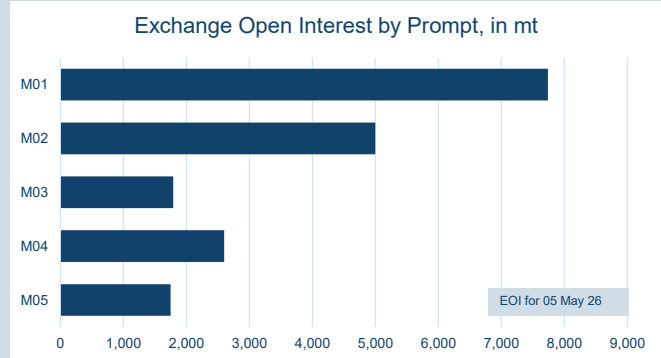
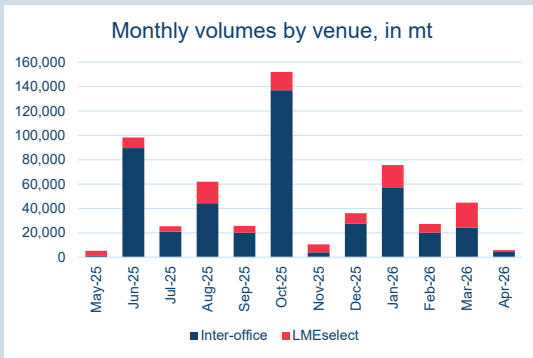
Volume (inc UNA) Apr-2026	
Lots	593
Tonnes	5,930

Volume Year To Date	
Lots	15,353
Tonnes	153,530

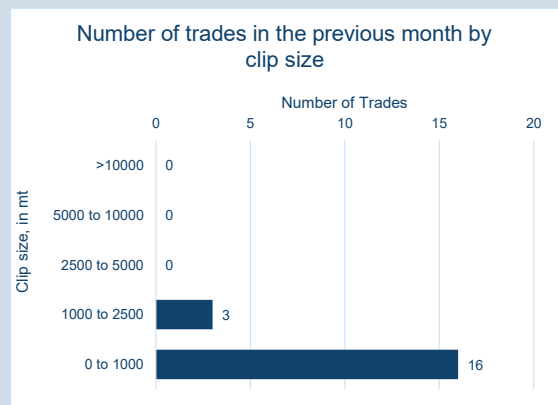


Prompt Month	End of Month - Daily Settlement	Volume (inc UNA)	End of Month - MOI
Apr-26	\$ 596.50	450	-
May-26	\$ 605.00	48	774
Jun-26	\$ 605.00	10	500
Jul-26	\$ 608.00	10	179
Aug-26	\$ 608.00	75	235
Sep-26	\$ 608.00	-	175
Oct-26	\$ 608.00	-	-
Nov-26	\$ 608.00	-	-
Dec-26	\$ 608.00	-	-
Jan-27	\$ 608.00	-	-
Feb-27	\$ 608.00	-	-
Mar-27	\$ 608.00	-	-
Apr-27	\$ 608.00	-	-
May-27	\$ 608.00	-	-
Jun-27	\$ 608.00	-	-



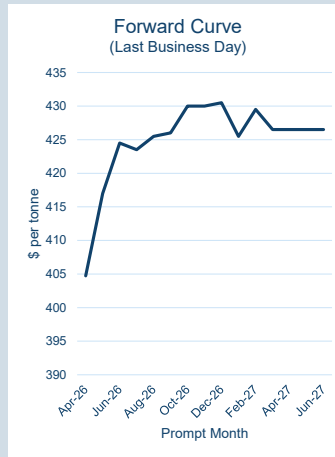


Contract specifications	
Contract Code	SRD
Underlying Index	Platts Steel Rebar FOB Turkey
Initial Margin	\$420 per lot (as of Oct-25)
Bloomberg Ticker	JBPA Comdty
EIKON RIC	0#CSRRF:
TT Product Code	SRFCECS
CQG Product Code	SSR
Lot Size	10 metric tonnes
Price Quotation	US\$ / metric tonne
Contract Type	Cash settled futures
Contract Period	Monthly out to 15 months
Trading Venues	LMEselect and Inter-office telephone
Margining	Realised variation margins applied
Trading and Clearing Fees	US\$0.42 per lot (US\$0.042 per tonne)



© The London Metal Exchange - An HKEX Company. 10 Finsbury Square, London EC2A 1AJ

The information contained within this presentation is for illustrative and educational purposes only and should not be relied upon in making any investment decision. The past performance of any commodity, derivative or other product referred to in the presentation cannot be relied upon as a guide to its future performance. Whilst every effort has been made to ensure the information is up-to-date and correct, the LME cannot guarantee that it is completely accurate and free from human error. The information is published "as is" without any warranty of any kind, express or implied, as to accuracy of the information and the LME shall not be liable for any losses or damage that may result from use of the presentation as a consequence of any inaccuracies in, or any omissions from, the information which it may contain. The information may not be reproduced, distributed or transmitted to any other person or incorporated in any way into another publication or other material.

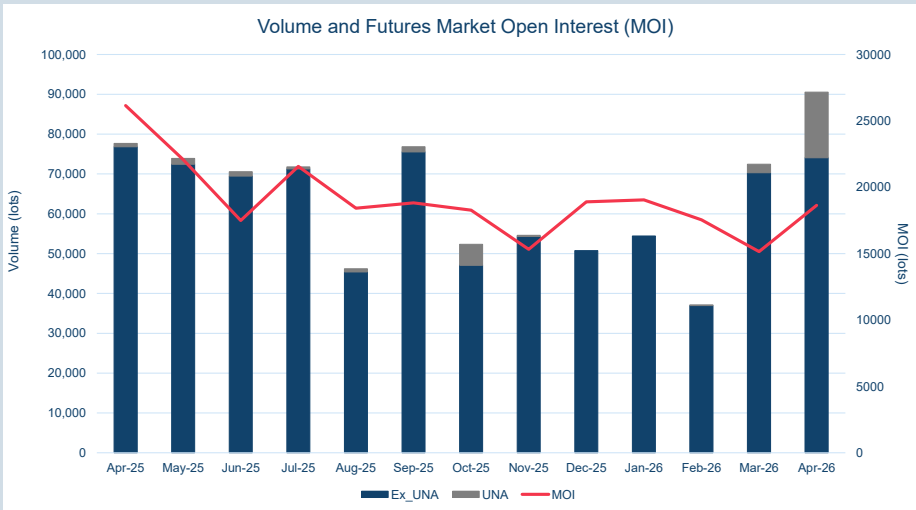


Front Month	
Average	\$407.66
Minimum	\$402.00
Maximum	\$415.00

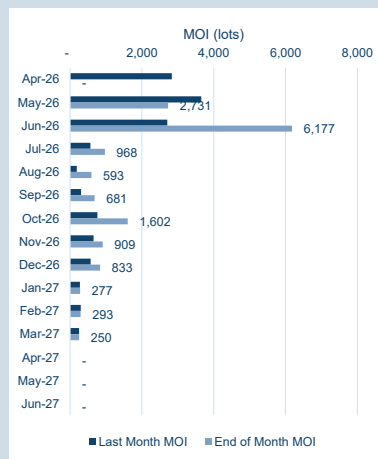
Volume (ex UNA) Apr-2026	
Lots	74,054

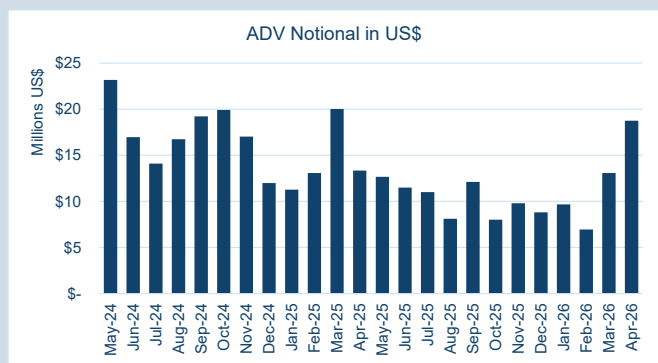
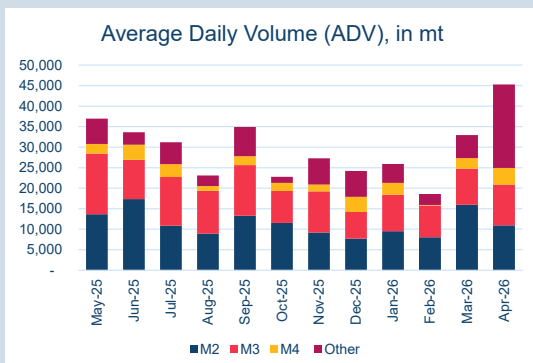
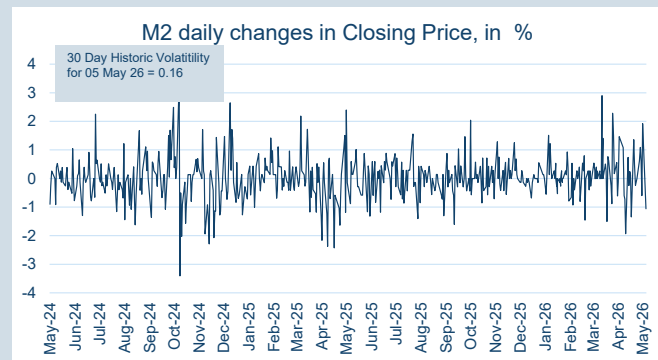
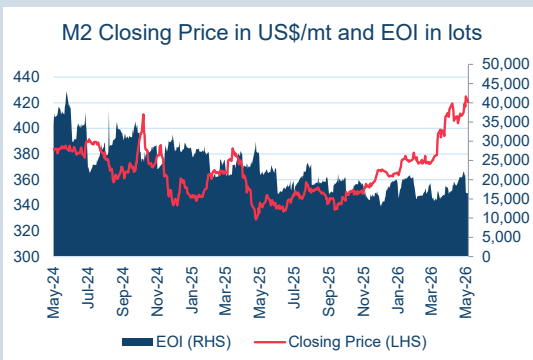
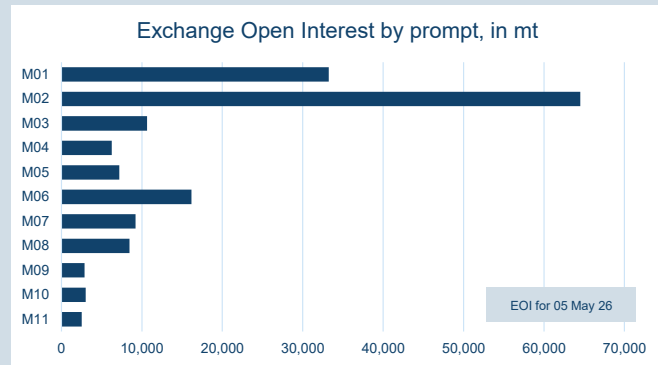
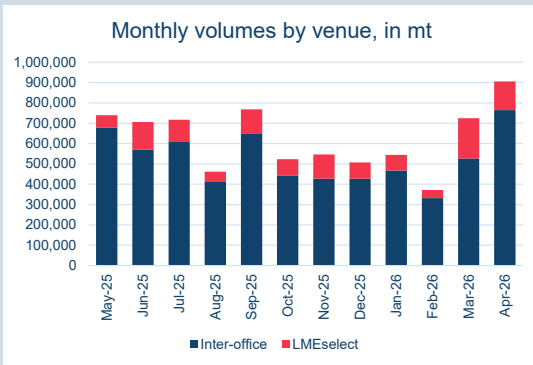
Volume (inc UNA) Apr-2026	
Lots	90,554
Tonnes	905,540

Volume Year To Date	
Lots	254,571
Tonnes	2,545,710

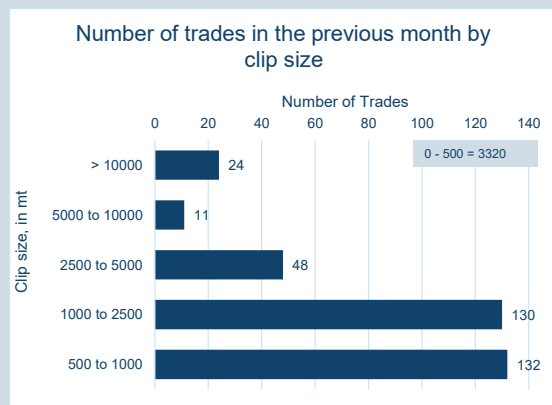


Prompt Month	End of Month - Daily Settlement	Volume (inc UNA)	End of Month - MOI
Apr-26	\$ 404.73	1,238	-
May-26	\$ 417.00	21,900	2,731
Jun-26	\$ 424.50	19,838	6,177
Jul-26	\$ 423.50	8,108	968
Aug-26	\$ 425.50	7,646	593
Sep-26	\$ 426.00	7,389	681
Oct-26	\$ 430.00	9,919	1,602
Nov-26	\$ 430.00	7,261	909
Dec-26	\$ 430.50	7,157	833
Jan-27	\$ 425.50	54	277
Feb-27	\$ 429.50	26	293
Mar-27	\$ 426.50	18	250
Apr-27	\$ 426.50	-	-
May-27	\$ 426.50	-	-
Jun-27	\$ 426.50	-	-



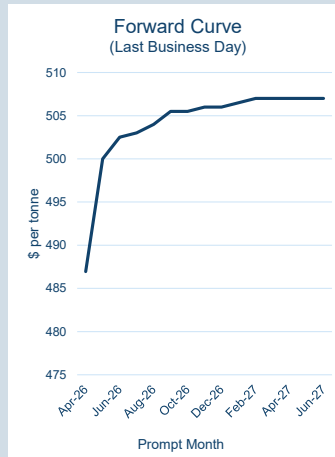


Contract specifications	
Contract Code	SCD
Underlying Index	Platts TSI HMS 1&2 (80:20) CFR Turkey
Initial Margin	\$320 per lot (as of Oct-25)
Bloomberg Ticker	JBOA Comdty
EIKON RIC	0#CSSCF:
TT Product Code	SCFCECS
CQG Product Code	SSC
Lot Size	10 metric tonnes
Price Quotation	US\$ / metric tonne
Contract Type	Cash settled futures
Contract Period	Monthly out to 15 months
Trading Venues	LMEselect and Inter-office telephone
Margining	Realised variation margins applied
Trading and Clearing Fees	US\$0.42 per lot (US\$0.042 per tonne)



© The London Metal Exchange - An HKEX Company. 10 Finsbury Square, London EC2A 1AJ

The information contained within this presentation is for illustrative and educational purposes only and should not be relied upon in making any investment decision. The past performance of any commodity, derivative or other product referred to in the presentation cannot be relied upon as a guide to its future performance. Whilst every effort has been made to ensure the information is up-to-date and correct, the LME cannot guarantee that it is completely accurate and free from human error. The information is published "as is" without any warranty of any kind, express or implied, as to accuracy of the information and the LME shall not be liable for any losses or damage that may result from use of the presentation as a consequence of any inaccuracies in, or any omissions from, the information which it may contain. The information may not be reproduced, distributed or transmitted to any other person or incorporated in any way into another publication or other material.

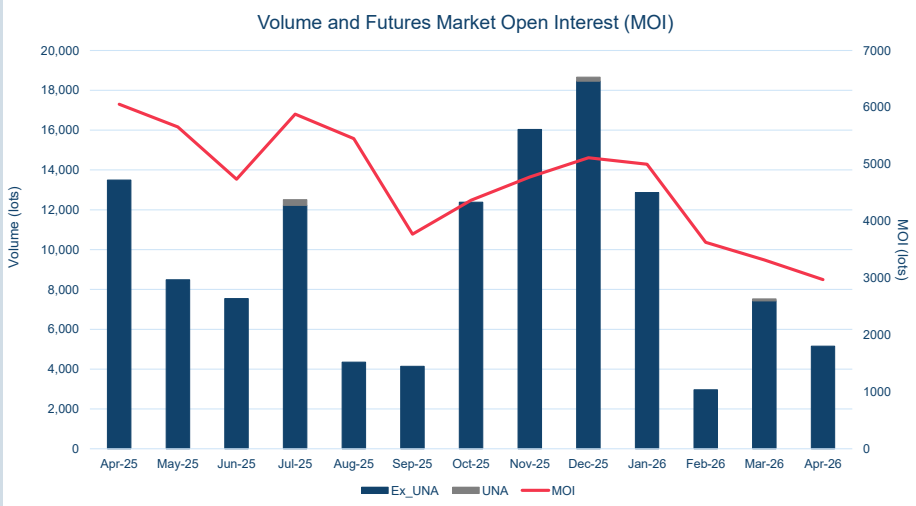


Front Month	
Average	\$487.32
Minimum	\$482.00
Maximum	\$494.00

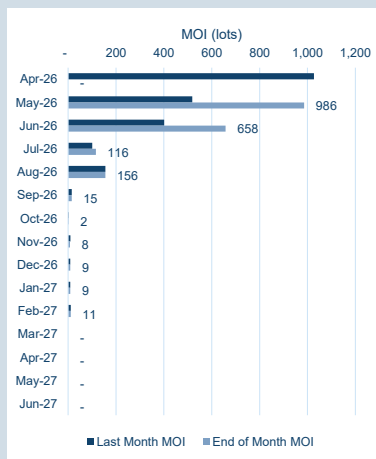
Volume (ex UNA) Apr-2026	
Lots	5,155

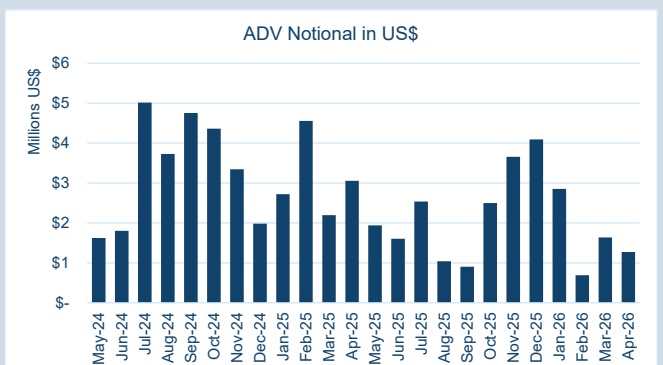
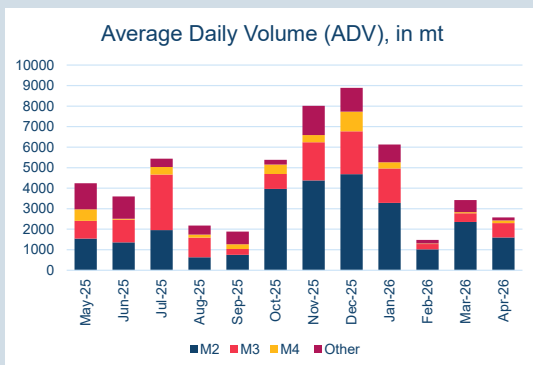
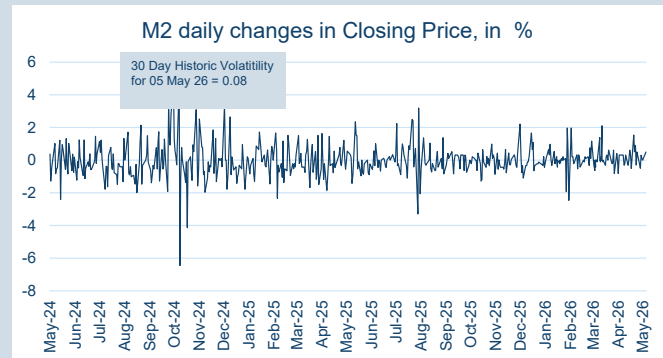
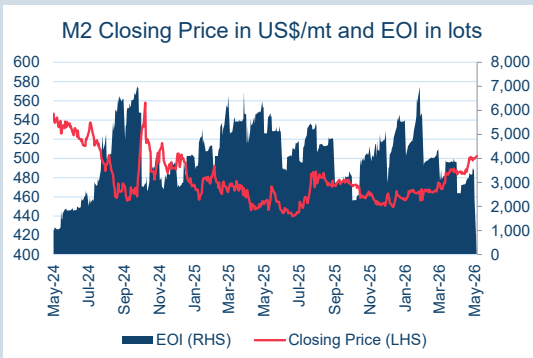
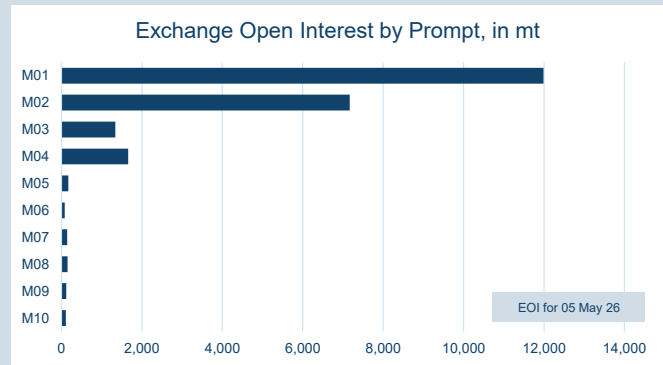
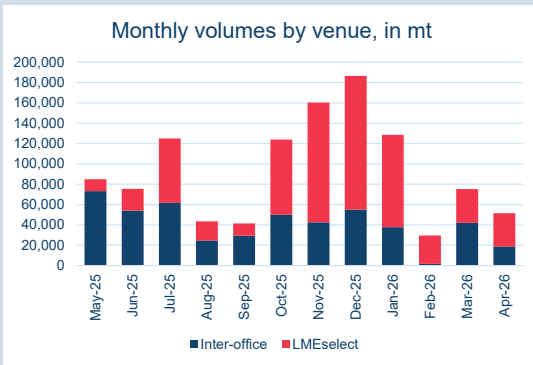
Volume (inc UNA) Apr-2026	
Lots	5,155
Tonnes	51,550

Volume Year To Date	
Lots	28,508
Tonnes	285,080

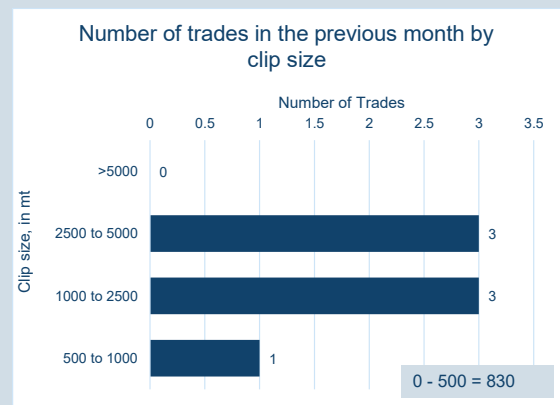


Prompt Month	End of Month - Daily Settlement	Volume (inc UNA)	End of Month - MOI
Apr-26	\$ 486.95	184	-
May-26	\$ 500.00	3,197	986
Jun-26	\$ 502.50	1,397	658
Jul-26	\$ 503.00	264	116
Aug-26	\$ 504.00	105	156
Sep-26	\$ 505.50	-	15
Oct-26	\$ 505.50	-	2
Nov-26	\$ 506.00	8	8
Dec-26	\$ 506.00	-	9
Jan-27	\$ 506.50	-	9
Feb-27	\$ 507.00	-	11
Mar-27	\$ 507.00	-	-
Apr-27	\$ 507.00	-	-
May-27	\$ 507.00	-	-
Jun-27	\$ 507.00	-	-





Contract specifications	
Contract Code	HCD
Underlying Index	Argus HRC FOB Tianjin China
Initial Margin	\$670 per lot (as of Oct-25)
Bloomberg Ticker	LCYA Comdty
EIKON RIC	0#CMHCF:
TT Product Code	HCFCECS
CQG Product Code	LHC
Lot Size	10 metric tonnes
Price Quotation	US\$ / metric tonne
Contract Type	Cash settled futures
Contract Period	Monthly out to 15 months
Trading Venues	LMEselect and Inter-office telephone
Margining	Realised variation margins applied
Trading and Clearing Fees	US\$0.42 per lot (US\$0.042 per tonne)



© The London Metal Exchange - An HKEX Company. 10 Finsbury Square, London EC2A 1AJ

The information contained within this presentation is for illustrative and educational purposes only and should not be relied upon in making any investment decision. The past performance of any commodity, derivative or other product referred to in the presentation cannot be relied upon as a guide to its future performance. Whilst every effort has been made to ensure the information is up-to-date and correct, the LME cannot guarantee that it is completely accurate and free from human error. The information is published "as is" without any warranty of any kind, express or implied, as to accuracy of the information and the LME shall not be liable for any losses or damage that may result from use of the presentation as a consequence of any inaccuracies in, or any omissions from, the information which it may contain. The information may not be reproduced, distributed or transmitted to any other person or incorporated in any way into another publication or other material.