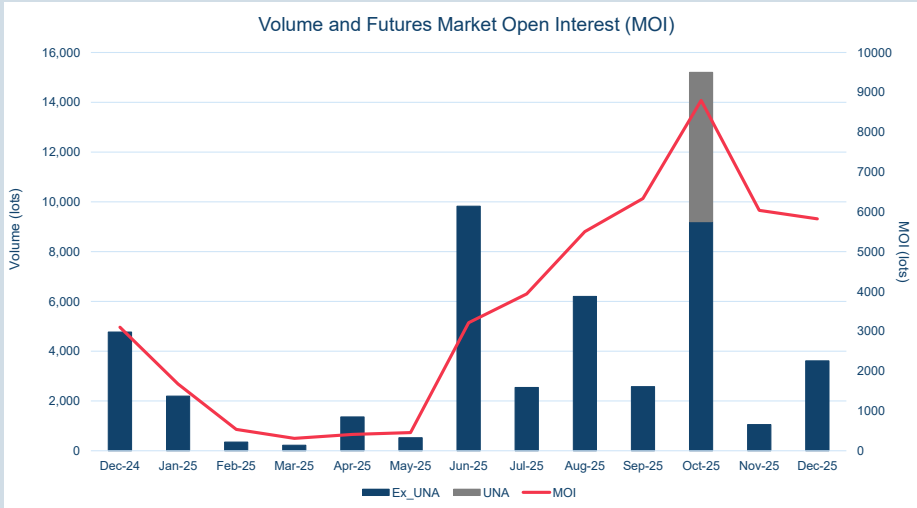


Front Month	
Average	\$561.21
Minimum	\$555.50
Maximum	\$567.50

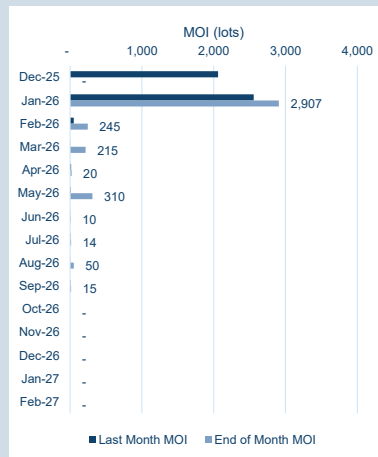
Volume (ex UNA) Dec-2025	
Lots	3,616

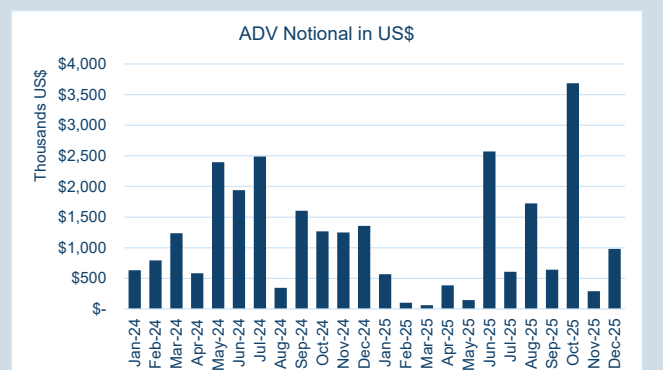
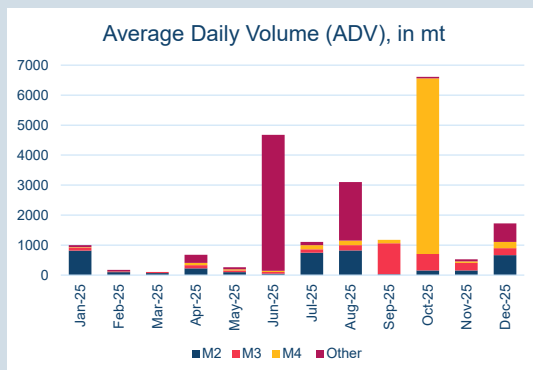
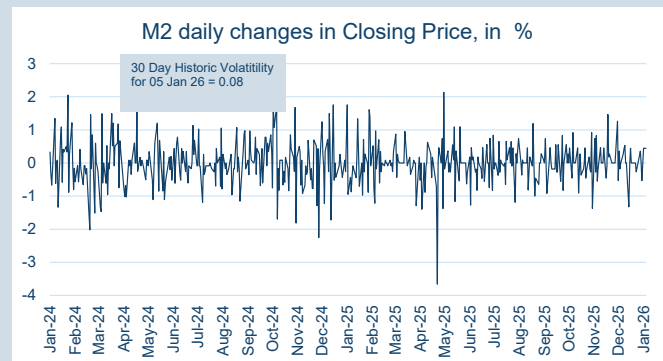
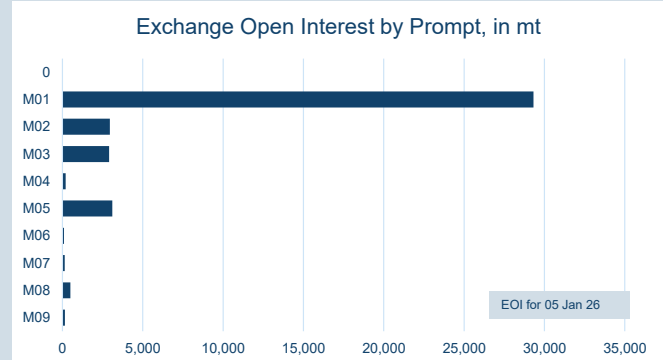
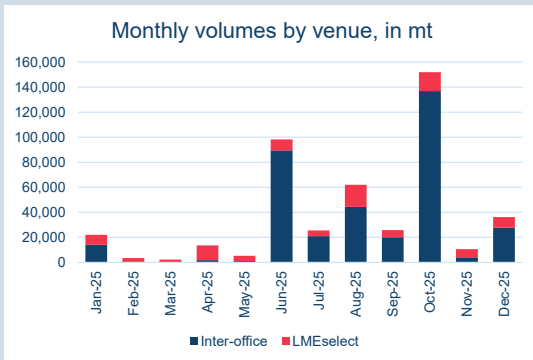
Volume (inc UNA) Dec-2025	
Lots	3,616
Tonnes	36,160

Volume Year To Date	
Lots	45,670
Tonnes	456,700

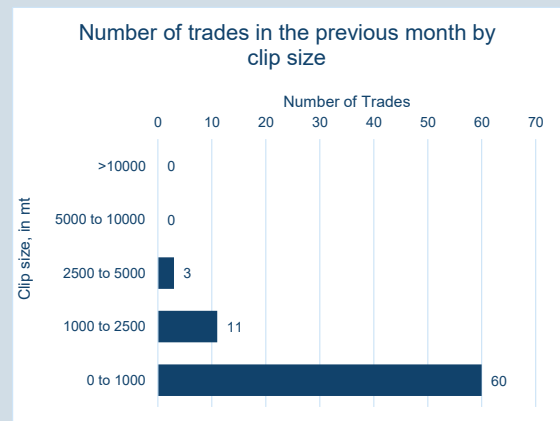


Prompt Month	End of Month - Daily Settlement	Volume (inc UNA)	End of Month - MOI
Dec-25	\$ 563.45	166	-
Jan-26	\$ 560.00	1,400	2,907
Feb-26	\$ 563.00	490	245
Mar-26	\$ 566.00	430	215
Apr-26	\$ 568.00	40	20
May-26	\$ 568.00	920	310
Jun-26	\$ 568.00	20	10
Jul-26	\$ 568.00	20	14
Aug-26	\$ 568.00	110	50
Sep-26	\$ 568.00	20	15
Oct-26	\$ 568.00	-	-
Nov-26	\$ 568.00	-	-
Dec-26	\$ 568.00	-	-
Jan-27	\$ 568.00	-	-
Feb-27	\$ 568.00	-	-



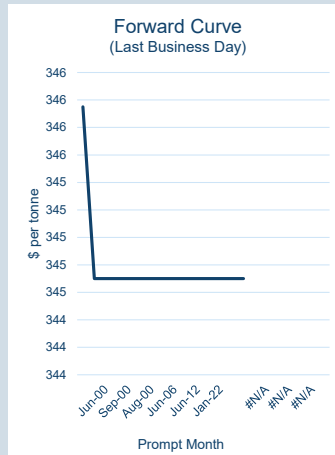


Contract specifications	
Contract Code	SRD
Underlying Index	Platts Steel Rebar FOB Turkey
Initial Margin	\$420 per lot (as of Oct-25)
Bloomberg Ticker	JBPA Comdty
EIKON RIC	0#CSRRF:
TT Product Code	SRFCECS
CQG Product Code	SSR
Lot Size	10 metric tonnes
Price Quotation	US\$ / metric tonne
Contract Type	Cash settled futures
Contract Period	Monthly out to 15 months
Trading Venues	LMEselect and Inter-office telephone
Margining	Realised variation margins applied
Trading and Clearing Fees	US\$0.42 per lot (US\$0.042 per tonne)



© The London Metal Exchange - An HKEX Company, 10 Finsbury Square, London EC2A 1AJ

The information contained within this presentation is for illustrative and educational purposes only and should not be relied upon in making any investment decision. The past performance of any commodity, derivative or other product referred to in the presentation cannot be relied upon as a guide to its future performance. Whilst every effort has been made to ensure the information is up-to-date and correct, the LME cannot guarantee that it is completely accurate and free from human error. The information is published "as is" without any warranty of any kind, express or implied, as to accuracy of the information and the LME shall not be liable for any losses or damage that may result from use of the presentation as a consequence of any inaccuracies in, or any omissions from, the information which it may contain. The information may not be reproduced, distributed or transmitted to any other person or incorporated in any way into another publication or other material.

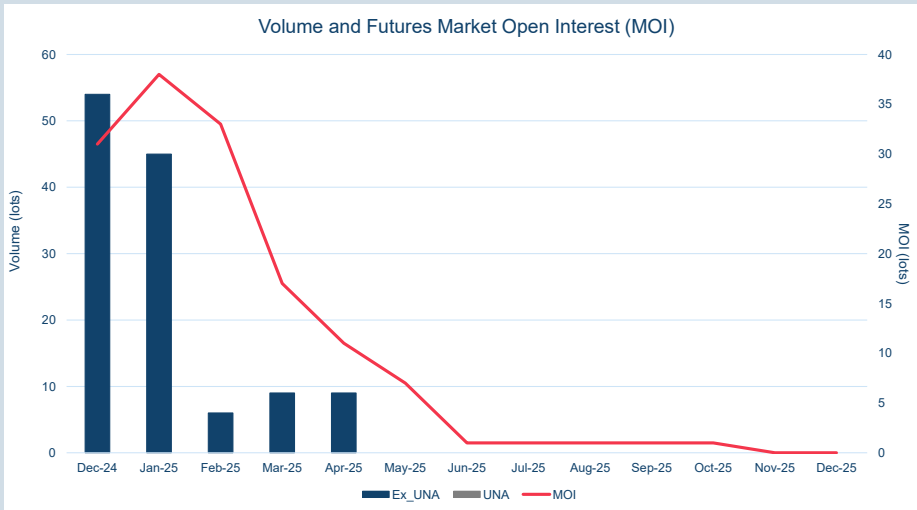


Front Month	
Average	\$346.63
Minimum	\$345.63
Maximum	\$351.50

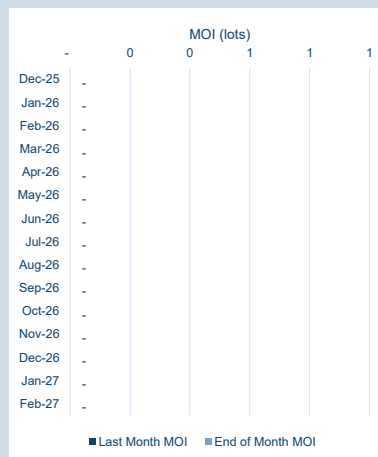
Volume (ex UNA) Dec-2025	
Lots	-

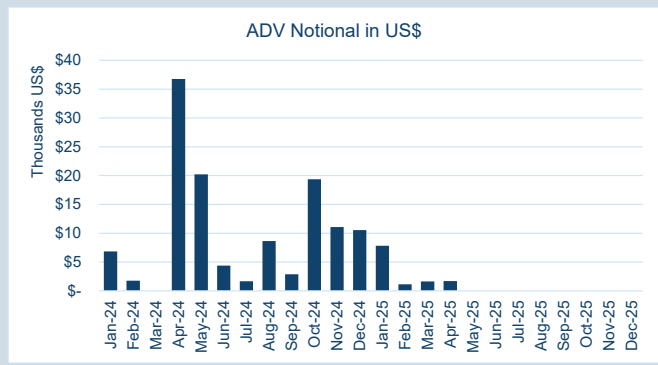
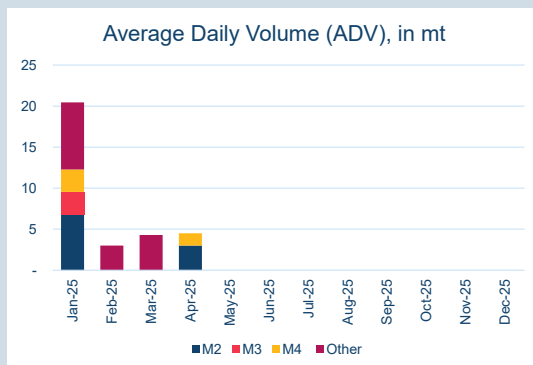
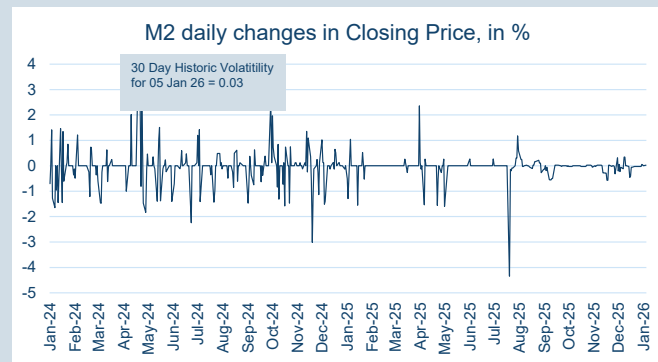
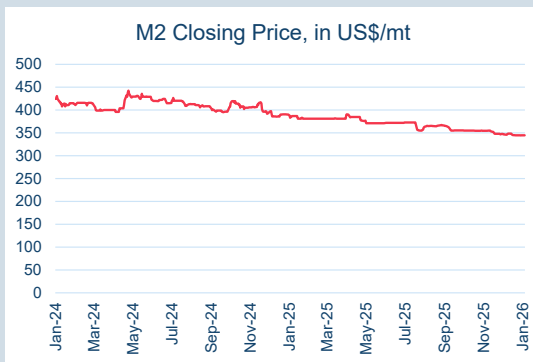
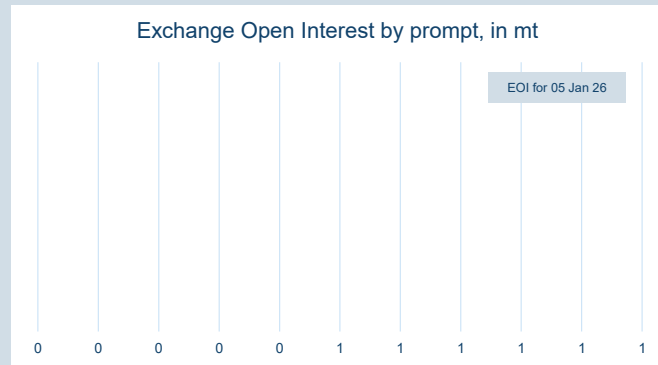
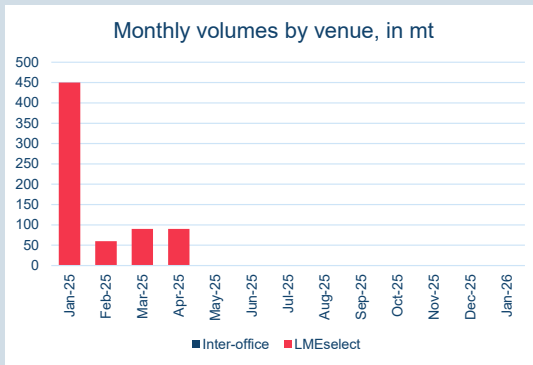
Volume (inc UNA) Dec-2025	
Lots	-
Tonnes	-

Volume Year To Date	
Lots	69
Tonnes	690

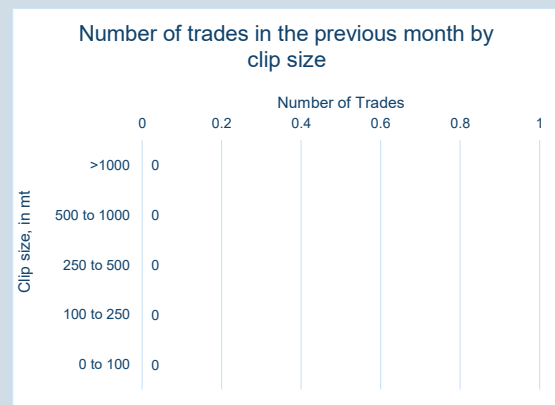


Prompt Month	End of Month - Daily Settlement	Volume (inc UNA)	End of Month - MOI
Jan-00	\$ 345.95	-	-
Feb-00	\$ 344.70	-	-
Jun-00	\$ 344.70	-	-
Jun-00	\$ 344.70	-	-
Sep-00	\$ 344.70	-	-
Dec-00	\$ 344.70	-	-
Aug-00	\$ 344.70	-	-
Nov-02	\$ 344.70	-	-
Jun-06	\$ 344.70	-	-
May-06	\$ 344.70	-	-
Jun-12	\$ 344.70	-	-
May-12	\$ 344.70	-	-
Jan-22	\$ 344.70	-	-
Jan-00	\$ 344.70	-	-
Jan-00	\$ 344.70	-	-



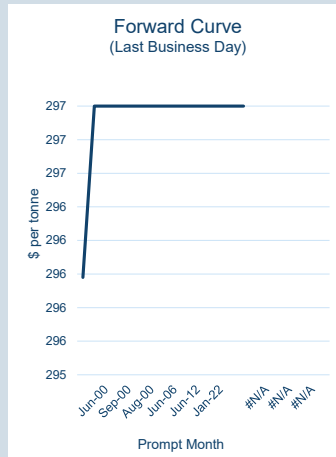


Contract specifications	
Contract Code	SID
Underlying Index	Platts' Shredded Scrap CFR Nhava Sheva
Initial Margin	\$720 per lot (as of Oct-25)
Bloomberg Ticker	LXLA Comdty
EIKON RIC	0#CSSIF:
TT Product Code	SIFCECS
CQG Product Code	LSI
Lot Size	10 metric tonnes
Price Quotation	US\$ / metric tonne
Contract Type	Cash settled futures
Contract Period	Monthly out to 15 months
Trading Venues	LMEselect and Inter-office telephone
Margining	Realised variation margins applied
Trading and Clearing Fees	US\$0.42 per lot (US\$0.042 per tonne)



© The London Metal Exchange - An HKEX Company. 10 Finsbury Square, London EC2A 1AJ

The information contained within this presentation is for illustrative and educational purposes only and should not be relied upon in making any investment decision. The past performance of any commodity, derivative or other product referred to in the presentation cannot be relied upon as a guide to its future performance. Whilst every effort has been made to ensure the information is up-to-date and correct, the LME cannot guarantee that it is completely accurate and free from human error. The information is published "as is" without any warranty of any kind, express or implied, as to accuracy of the information and the LME shall not be liable for any losses or damage that may result from use of the presentation as a consequence of any inaccuracies in, or any omissions from, the information which it may contain. The information may not be reproduced, distributed or transmitted to any other person or incorporated in any way into another publication or other material.

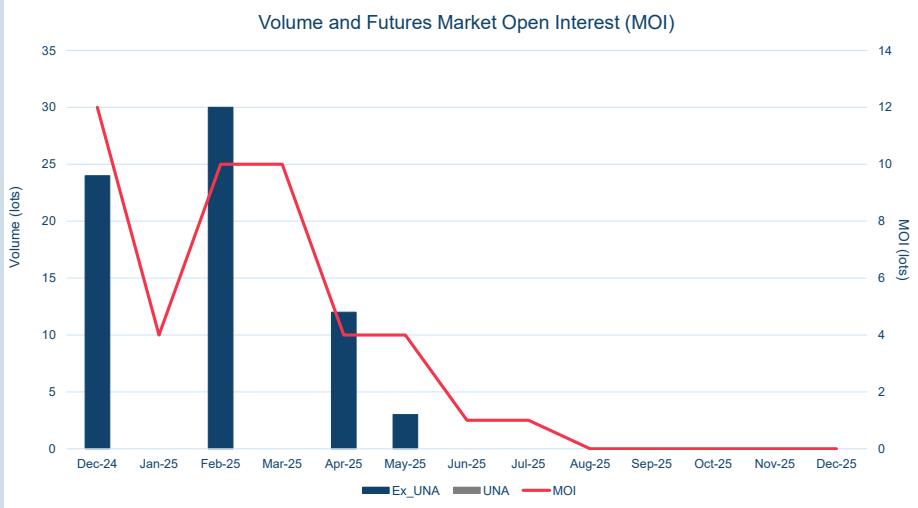


Front Month	
Average	\$295.45
Minimum	\$294.52
Maximum	\$296.02

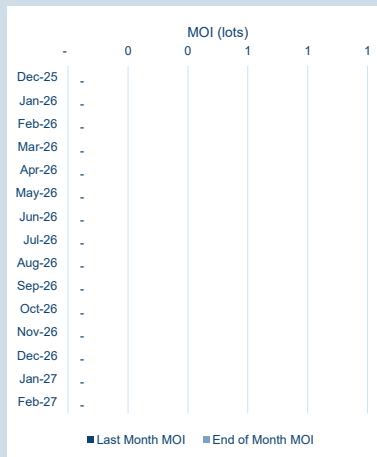
Volume (ex UNA) Dec-2025	
Lots	-

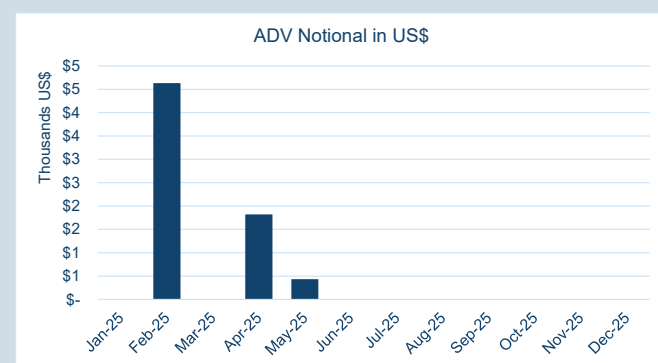
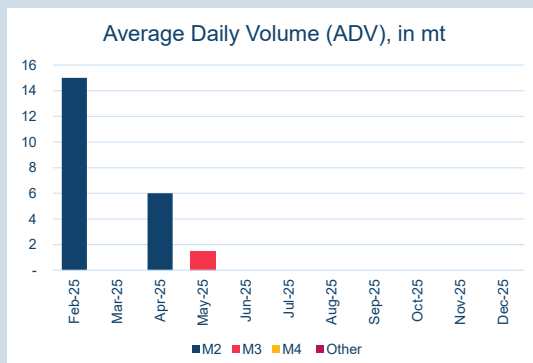
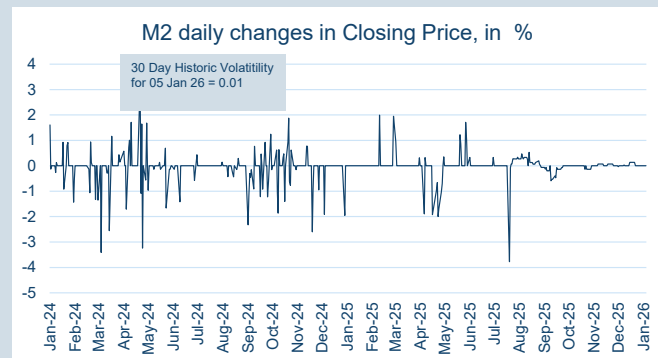
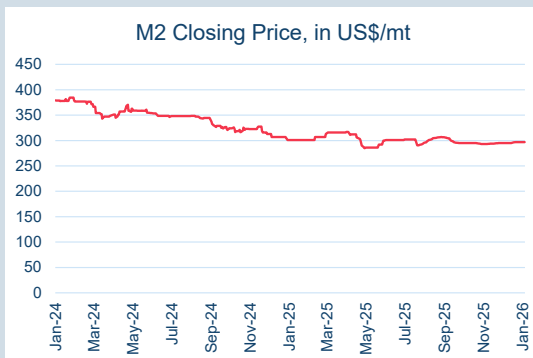
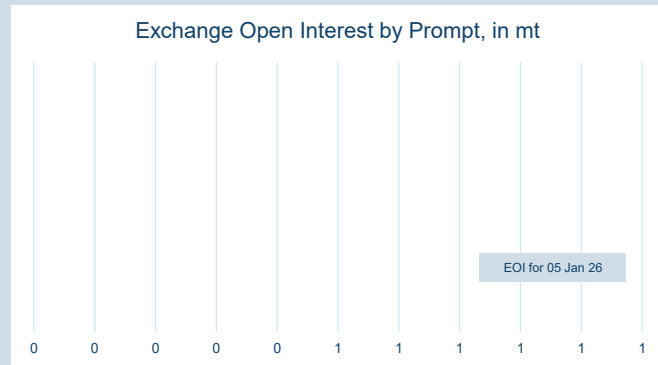
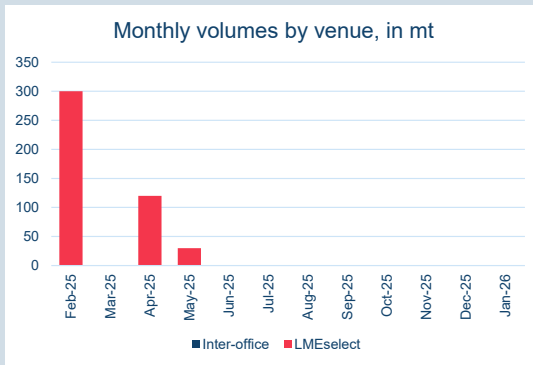
Volume (inc UNA) Dec-2025	
Lots	-
Tonnes	-

Volume Year To Date	
Lots	45
Tonnes	450

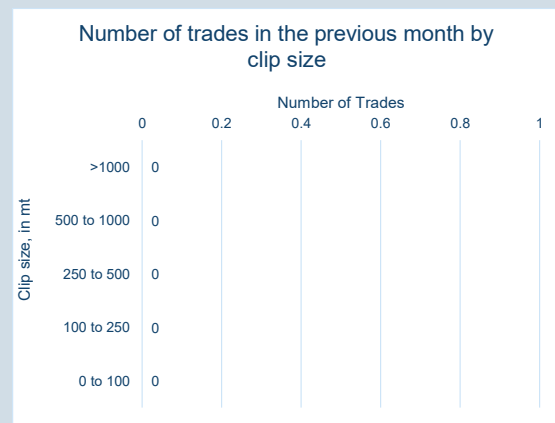


Prompt Month	End of Month - Daily Settlement	Volume (inc UNA)	End of Month - MOI
Jan-00	\$ 295.98	-	-
Feb-00	\$ 297.00	-	-
Jun-00	\$ 297.00	-	-
Jun-00	\$ 297.00	-	-
Sep-00	\$ 297.00	-	-
Dec-00	\$ 297.00	-	-
Aug-00	\$ 297.00	-	-
Nov-02	\$ 297.00	-	-
Jun-06	\$ 297.00	-	-
May-06	\$ 297.00	-	-
Jun-12	\$ 297.00	-	-
May-12	\$ 297.00	-	-
Jan-22	\$ 297.00	-	-
Jan-00	\$ 297.00	-	-
Jan-00	\$ 297.00	-	-



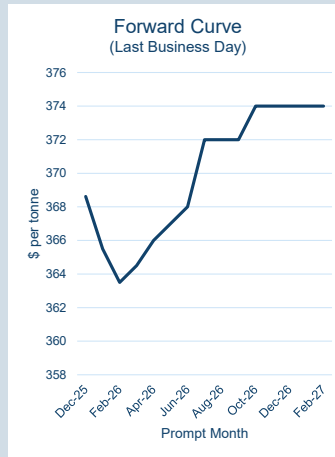


Contract specifications	
Contract Code	STD
Underlying Index	Argus' Ferrous scrap HMS 1/2 (80:20) containerised CFR Taiwan
Initial Margin	\$600 per lot (as of Oct-25)
Bloomberg Ticker	LVAACmdty
EIKON RIC	0#CSSTF:
TT Product Code	STFCECS
CQG Product Code	LST
Lot Size	10 metric tonnes
Price Quotation	US\$ / metric tonne
Contract Type	Cash settled futures
Contract Period	Monthly out to 15 months
Trading Venues	LMEselect and Inter-office telephone
Margining	Realised variation margins applied
Trading and Clearing Fees	US\$0.42 per lot (US\$0.042 per tonne)



© The London Metal Exchange - An HKEX Company. 10 Finsbury Square, London EC2A 1AJ

The information contained within this presentation is for illustrative and educational purposes only and should not be relied upon in making any investment decision. The past performance of any commodity, derivative or other product referred to in the presentation cannot be relied upon as a guide to its future performance. Whilst every effort has been made to ensure the information is up-to-date and correct, the LME cannot guarantee that it is completely accurate and free from human error. The information is published "as is" without any warranty of any kind, express or implied, as to accuracy of the information and the LME shall not be liable for any losses or damage that may result from use of the presentation as a consequence of any inaccuracies in, or any omissions from, the information which it may contain. The information may not be reproduced, distributed or transmitted to any other person or incorporated in any way into another publication or other material.

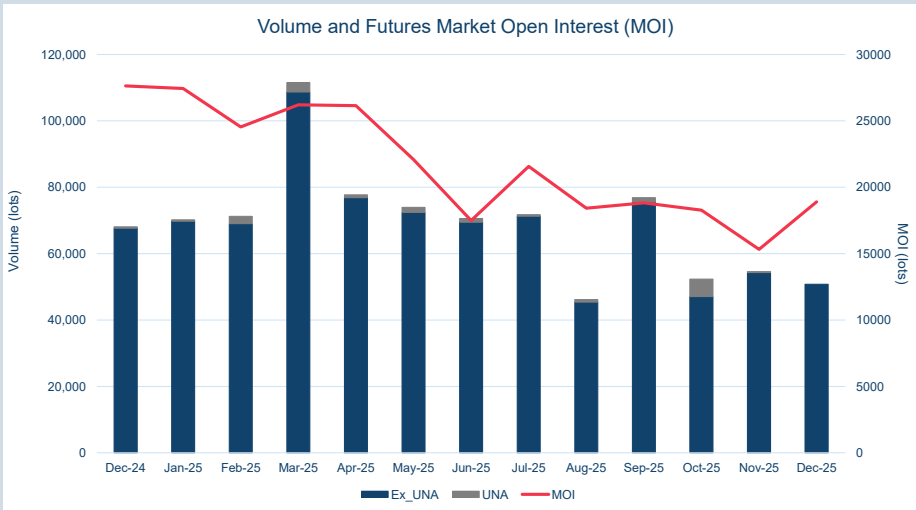


Front Month	
Average	\$367.27
Minimum	\$362.50
Maximum	\$371.50

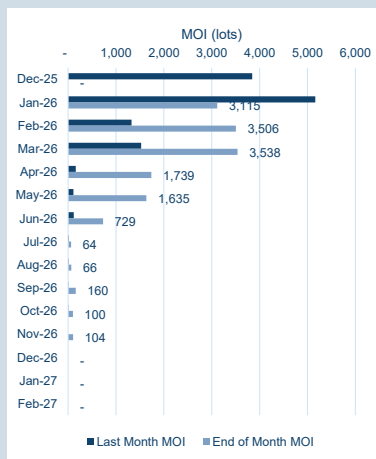
Volume (ex UNA) Dec-2025	
Lots	50,772

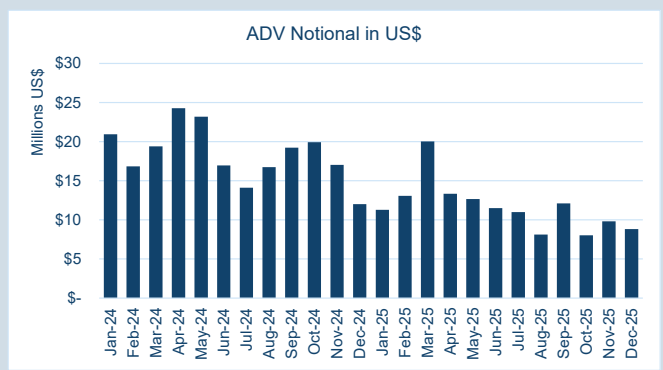
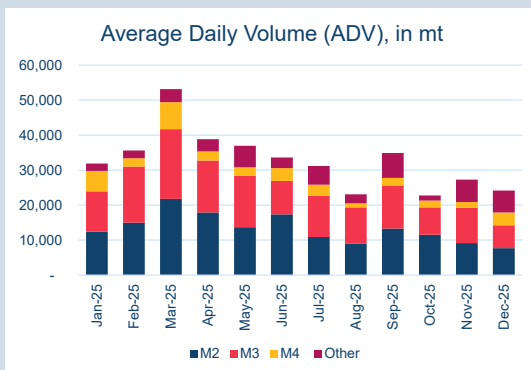
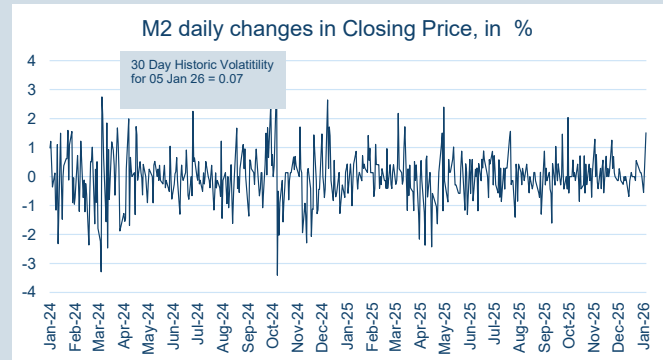
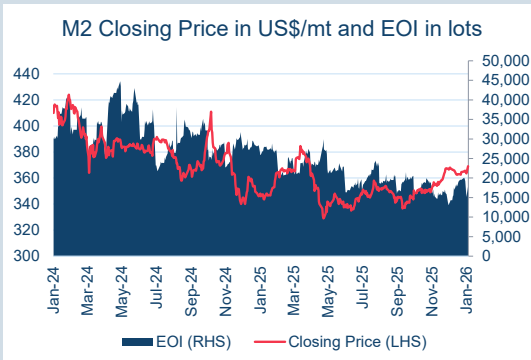
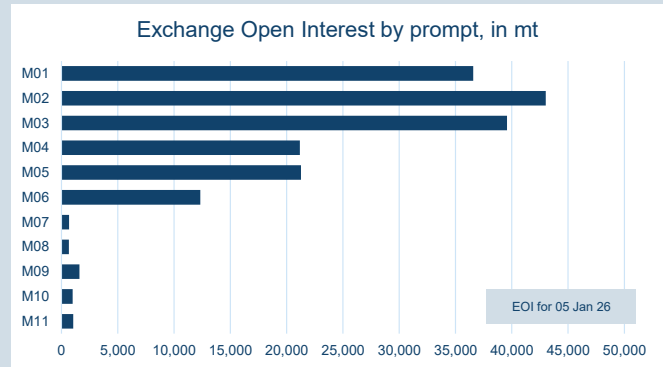
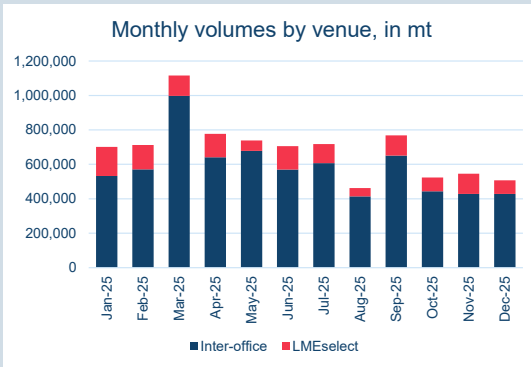
Volume (inc UNA) Dec-2025	
Lots	50,772
Tonnes	507,720

Volume Year To Date	
Lots	827,599
Tonnes	8,275,990

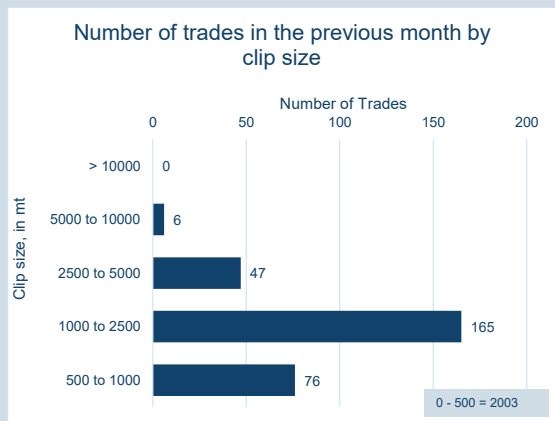


Prompt Month	End of Month - Daily Settlement	Volume (inc UNA)	End of Month - MOI
Dec-25	\$ 368.62	702	-
Jan-26	\$ 365.50	16,223	3,115
Feb-26	\$ 363.50	13,638	3,506
Mar-26	\$ 364.50	7,698	3,538
Apr-26	\$ 366.00	4,801	1,739
May-26	\$ 367.00	4,466	1,635
Jun-26	\$ 368.00	2,022	729
Jul-26	\$ 372.00	255	64
Aug-26	\$ 372.00	183	66
Sep-26	\$ 372.00	376	160
Oct-26	\$ 374.00	200	100
Nov-26	\$ 374.00	208	104
Dec-26	\$ 374.00	-	-
Jan-27	\$ 374.00	-	-
Feb-27	\$ 374.00	-	-



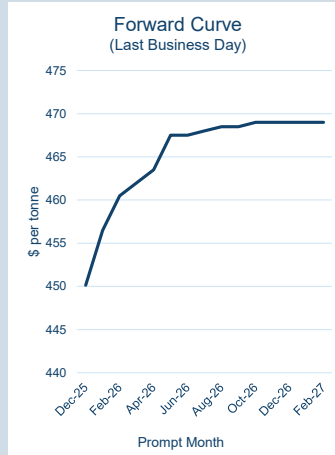


Contract specifications	
Contract Code	SCD
Underlying Index	Platts TSI HMS 1&2 (80:20) CFR Turkey
Initial Margin	\$320 per lot (as of Oct-25)
Bloomberg Ticker	JBOA Comdty
EIKON RIC	0#CSSCF:
TT Product Code	SCFCECS
CQG Product Code	SSC
Lot Size	10 metric tonnes
Price Quotation	US\$ / metric tonne
Contract Type	Cash settled futures
Contract Period	Monthly out to 15 months
Trading Venues	LMEselect and Inter-office telephone
Margining	Realised variation margins applied
Trading and Clearing Fees	US\$0.42 per lot (US\$0.042 per tonne)



© The London Metal Exchange - An HKEX Company, 10 Finsbury Square, London EC2A 1AJ

The information contained within this presentation is for illustrative and educational purposes only and should not be relied upon in making any investment decision. The past performance of any commodity, derivative or other product referred to in the presentation cannot be relied upon as a guide to its future performance. Whilst every effort has been made to ensure the information is up-to-date and correct, the LME cannot guarantee that it is completely accurate and free from human error. The information is published "as is" without any warranty of any kind, express or implied, as to accuracy of the information and the LME shall not be liable for any losses or damage that may result from use of the presentation as a consequence of any inaccuracies in, or any omissions from, the information which it may contain. The information may not be reproduced, distributed or transmitted to any other person or incorporated in any way into another publication or other material.

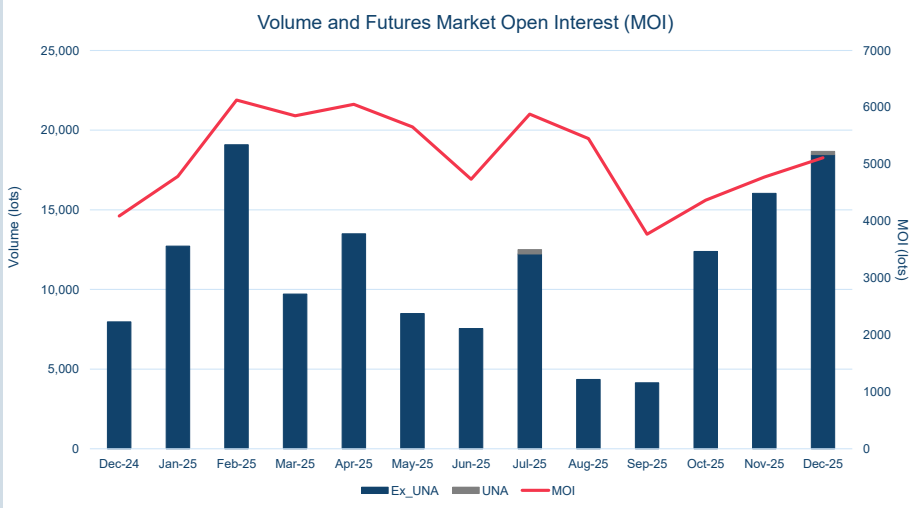


Front Month	
Average	\$450.39
Minimum	\$444.00
Maximum	\$458.50

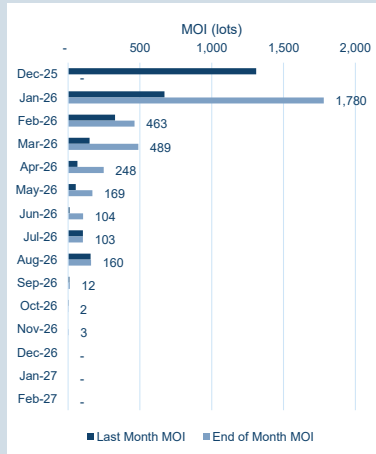
Volume (ex UNA) Dec-2025	
Lots	18,462

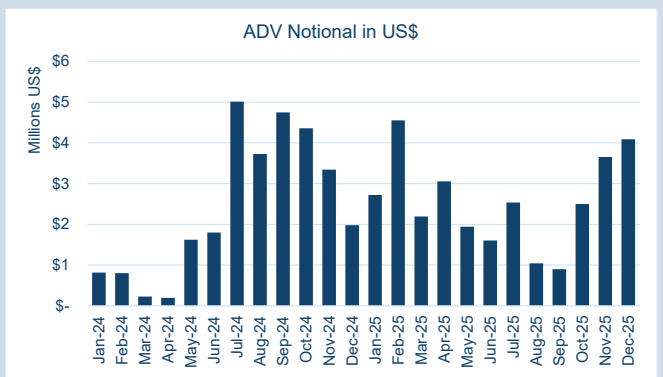
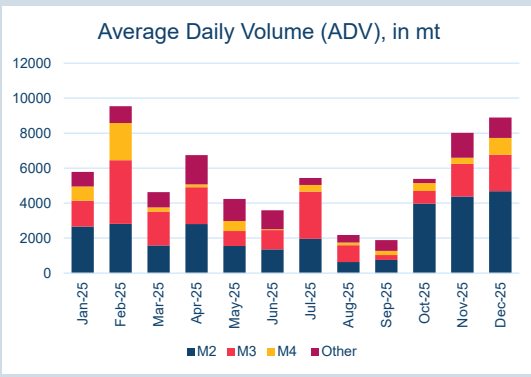
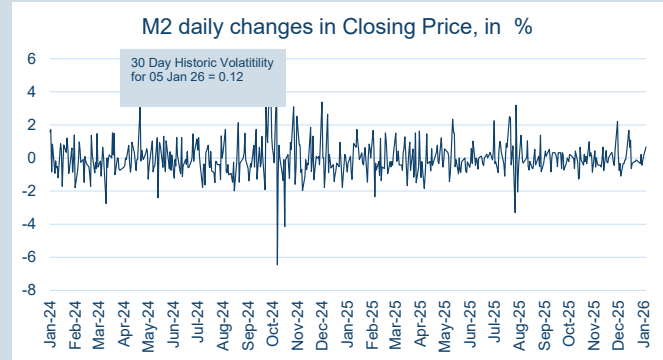
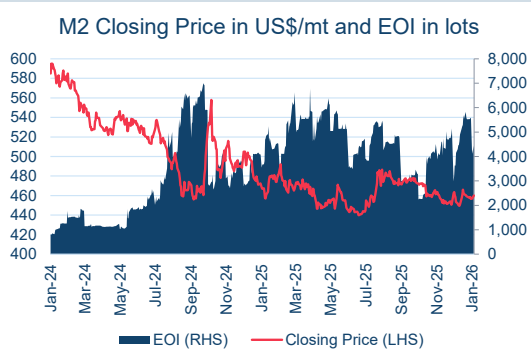
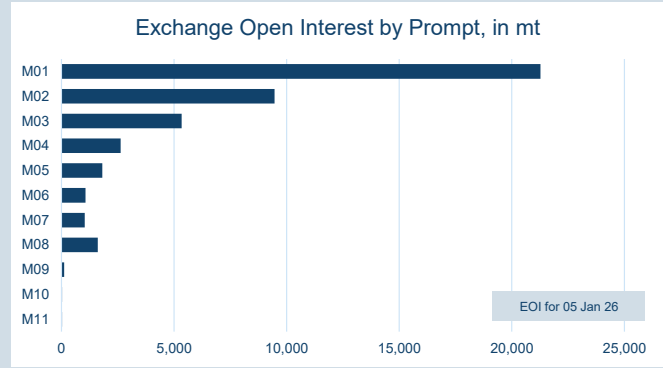
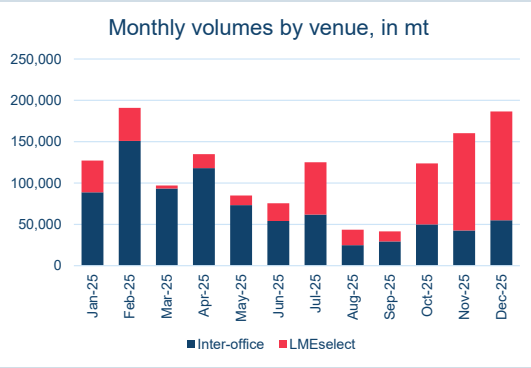
Volume (inc UNA) Dec-2025	
Lots	18,662
Tonnes	186,620

Volume Year To Date	
Lots	139,109
Tonnes	1,391,090

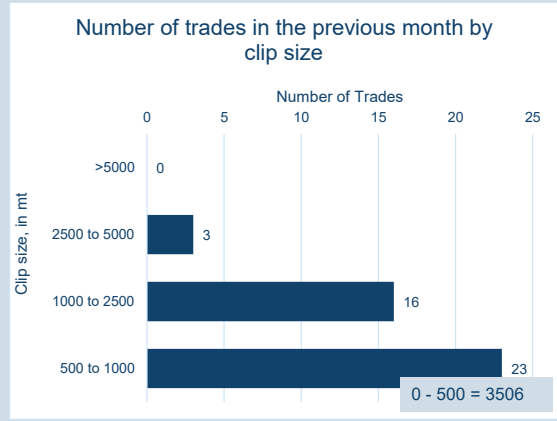


Prompt Month	End of Month - Daily Settlement	Volume (inc UNA)	End of Month - MOI
Dec-25	\$ 450.14	895	-
Jan-26	\$ 456.50	9,829	1,780
Feb-26	\$ 460.50	4,384	463
Mar-26	\$ 462.00	2,021	489
Apr-26	\$ 463.50	799	248
May-26	\$ 467.50	399	169
Jun-26	\$ 467.50	236	104
Jul-26	\$ 468.00	24	103
Aug-26	\$ 468.50	23	160
Sep-26	\$ 468.50	32	12
Oct-26	\$ 469.00	13	2
Nov-26	\$ 469.00	7	3
Dec-26	\$ 469.00	-	-
Jan-27	\$ 469.00	-	-
Feb-27	\$ 469.00	-	-



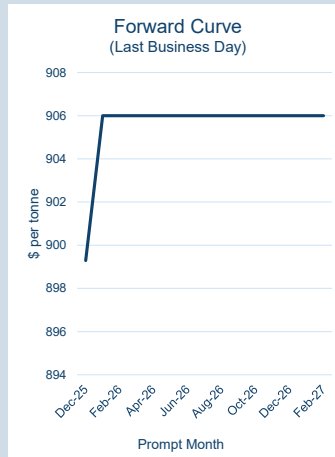


Contract specifications	
Contract Code	HCD
Underlying Index	Argus HRC FOB Tianjin China
Initial Margin	\$670 per lot (as of Oct-25)
Bloomberg Ticker	LCYA Comdty
EIKON RIC	0#CMHCF:
TT Product Code	HCFCECS
CQG Product Code	LHC
Lot Size	10 metric tonnes
Price Quotation	US\$ / metric tonne
Contract Type	Cash settled futures
Contract Period	Monthly out to 15 months
Trading Venues	LMEselect and Inter-office telephone
Margining	Realised variation margins applied
Trading and Clearing Fees	US\$0.42 per lot (US\$0.042 per tonne)



© The London Metal Exchange - An HKEX Company, 10 Finsbury Square, London EC2A 1AJ

The information contained within this presentation is for illustrative and educational purposes only and should not be relied upon in making any investment decision. The past performance of any commodity, derivative or other product referred to in the presentation cannot be relied upon as a guide to its future performance. Whilst every effort has been made to ensure the information is up-to-date and correct, the LME cannot guarantee that it is completely accurate and free from human error. The information is published "as is" without any warranty of any kind, express or implied, as to accuracy of the information and the LME shall not be liable for any losses or damage that may result from use of the presentation as a consequence of any inaccuracies in, or any omissions from, the information which it may contain. The information may not be reproduced, distributed or transmitted to any other person or incorporated in any way into another publication or other material.

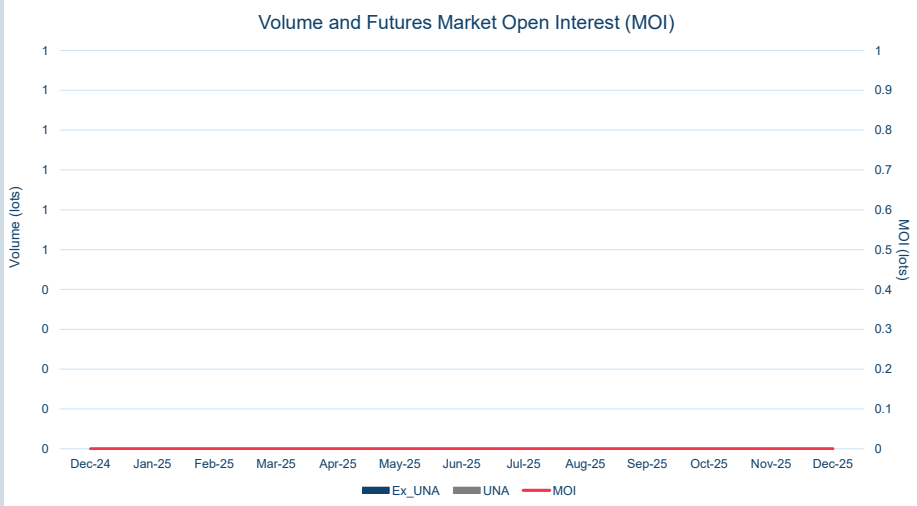


Front Month	
Average	\$894.38
Minimum	\$884.00
Maximum	\$899.29

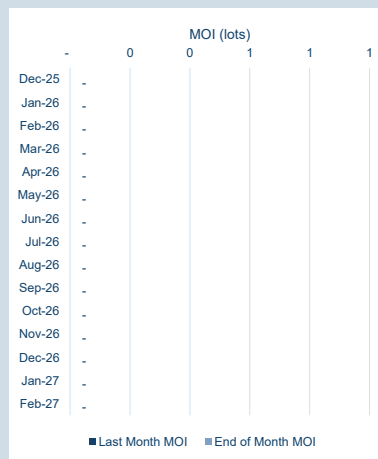
Volume (ex UNA) Dec-2025	
Lots	-

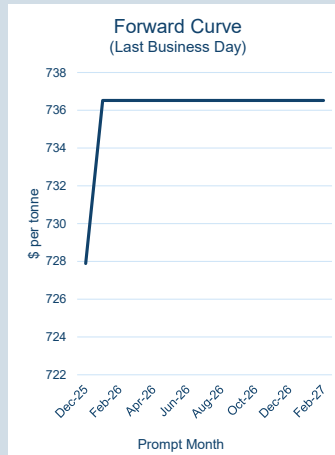
Volume (inc UNA) Dec-2025	
Lots	-
Tonnes	-

Volume Year To Date	
Lots	-
Tonnes	-



Prompt Month	End of Month - Daily Settlement	Volume (inc UNA)	End of Month - MOI
Dec-25	\$ 899.29	-	-
Jan-26	\$ 906.00	-	-
Feb-26	\$ 906.00	-	-
Mar-26	\$ 906.00	-	-
Apr-26	\$ 906.00	-	-
May-26	\$ 906.00	-	-
Jun-26	\$ 906.00	-	-
Jul-26	\$ 906.00	-	-
Aug-26	\$ 906.00	-	-
Sep-26	\$ 906.00	-	-
Oct-26	\$ 906.00	-	-
Nov-26	\$ 906.00	-	-
Dec-26	\$ 906.00	-	-
Jan-27	\$ 906.00	-	-
Feb-27	\$ 906.00	-	-



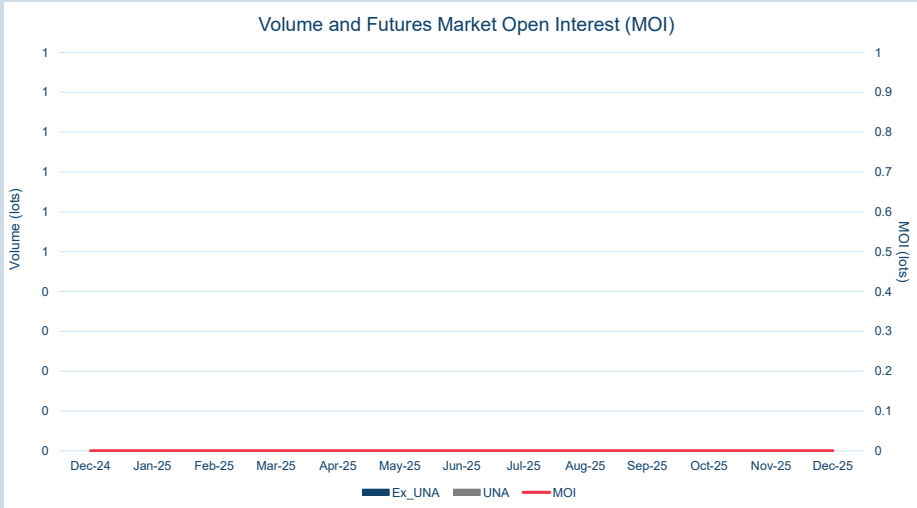


Front Month	
Average	\$722.29
Minimum	\$705.97
Maximum	\$730.59

Volume (ex UNA) Dec-2025	
Lots	-

Volume (inc UNA) Dec-2025	
Lots	-
Tonnes	-

Volume Year To Date	
Lots	-
Tonnes	-



Prompt Month	End of Month - Daily Settlement	Volume (inc UNA)	End of Month - MOI
Dec-25	\$ 727.89	-	-
Jan-26	\$ 736.52	-	-
Feb-26	\$ 736.52	-	-
Mar-26	\$ 736.52	-	-
Apr-26	\$ 736.52	-	-
May-26	\$ 736.52	-	-
Jun-26	\$ 736.52	-	-
Jul-26	\$ 736.52	-	-
Aug-26	\$ 736.52	-	-
Sep-26	\$ 736.52	-	-
Oct-26	\$ 736.52	-	-
Nov-26	\$ 736.52	-	-
Dec-26	\$ 736.52	-	-
Jan-27	\$ 736.52	-	-
Feb-27	\$ 736.52	-	-

