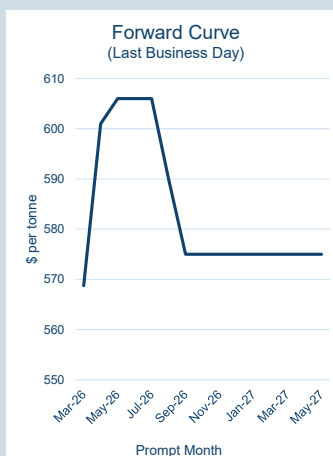




LME Steel Rebar FOB Turkey (Platts)

Monthly Overview - Mar-26

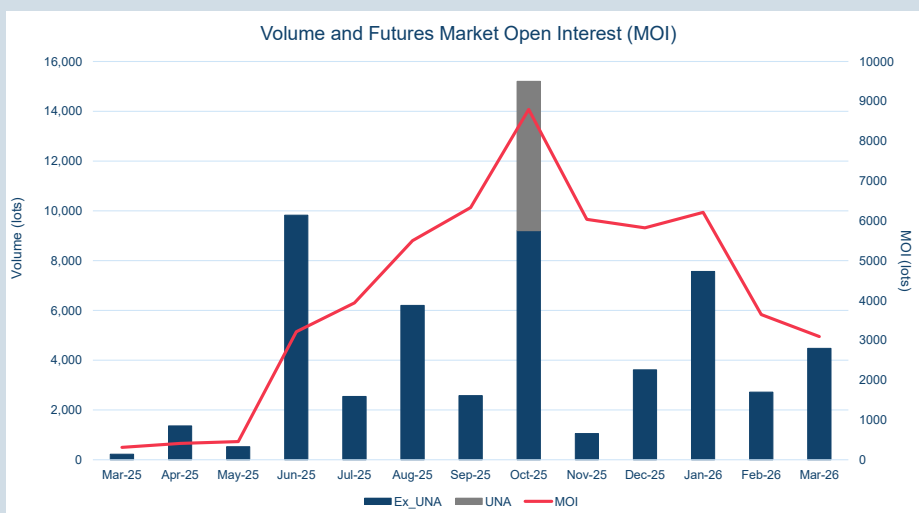


Front Month	
Average	\$560.40
Minimum	\$556.00
Maximum	\$568.75

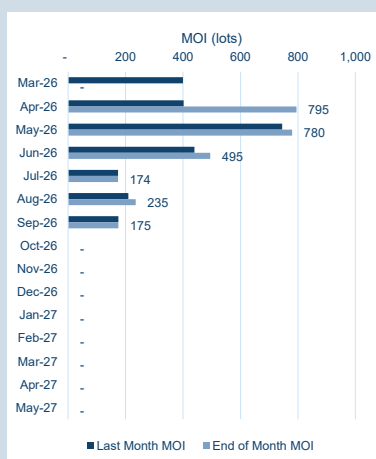
Volume (ex UNA) Mar-2026	
Lots	4,473

Volume (inc UNA) Mar-2026	
Lots	4,473
Tonnes	44,730

Volume Year To Date	
Lots	14,760
Tonnes	147,600

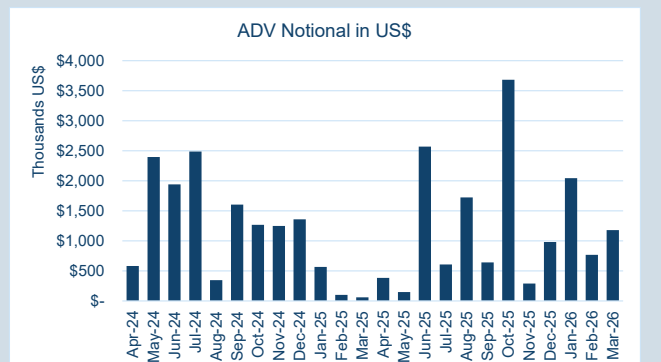
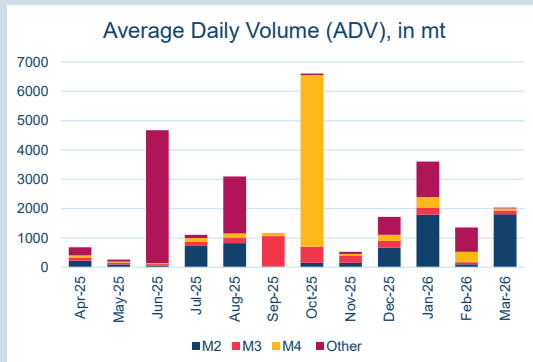
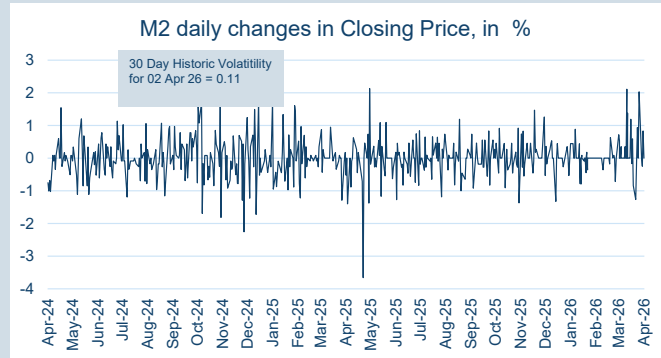
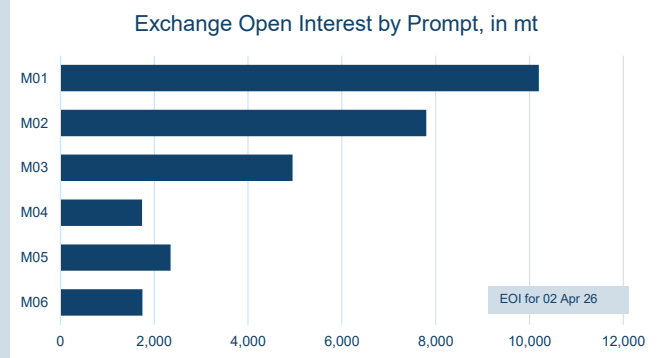
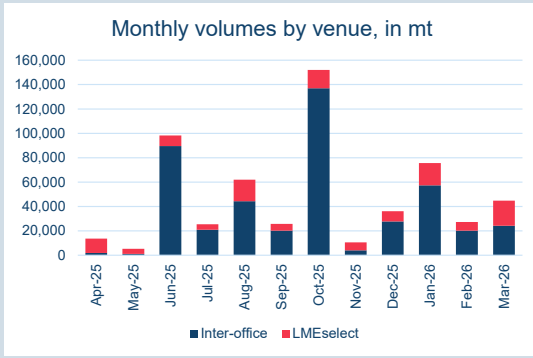


Prompt Month	End of Month - Daily Settlement	Volume (inc UNA)	End of Month - MOI
Mar-26	\$ 568.75	-	-
Apr-26	\$ 601.00	3,982	795
May-26	\$ 606.00	281	780
Jun-26	\$ 606.00	160	495
Jul-26	\$ 606.00	-	174
Aug-26	\$ 590.00	50	235
Sep-26	\$ 575.00	-	175
Oct-26	\$ 575.00	-	-
Nov-26	\$ 575.00	-	-
Dec-26	\$ 575.00	-	-
Jan-27	\$ 575.00	-	-
Feb-27	\$ 575.00	-	-
Mar-27	\$ 575.00	-	-
Apr-27	\$ 575.00	-	-
May-27	\$ 575.00	-	-

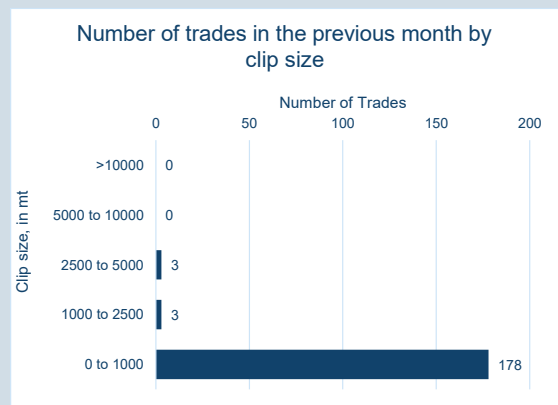


© The London Metal Exchange - An HKEX Company. 10 Finsbury Square, London EC2A 1AJ

The information contained within this presentation is for illustrative and educational purposes only and should not be relied upon in making any investment decision. The past performance of any commodity, derivative or other product referred to in the presentation cannot be relied upon as a guide to its future performance. Whilst every effort has been made to ensure the information is up-to-date and correct, the LME cannot guarantee that it is completely accurate and free from human error. The information is published "as is" without any warranty of any kind, express or implied, as to accuracy of the information and the LME shall not be liable for any losses or damage that may result from use of the presentation as a consequence of any inaccuracies in, or any omissions from, the information which it may contain. The information may not be reproduced, distributed or transmitted to any other person or incorporated in any way into another publication or other material.



Contract specifications	
Contract Code	SRD
Underlying Index	Platts Steel Rebar FOB Turkey
Initial Margin	\$420 per lot (as of Oct-25)
Bloomberg Ticker	JBPA Comdty
EIKON RIC	0#CSRRF:
TT Product Code	SRFCECS
CQG Product Code	SSR
Lot Size	10 metric tonnes
Price Quotation	US\$ / metric tonne
Contract Type	Cash settled futures
Contract Period	Monthly out to 15 months
Trading Venues	LMEselect and Inter-office telephone
Margining	Realised variation margins applied
Trading and Clearing Fees	US\$0.42 per lot (US\$0.042 per tonne)



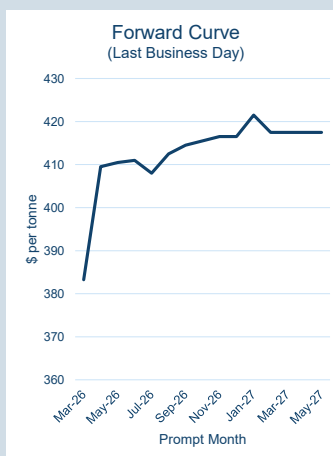
© The London Metal Exchange - An HKEX Company. 10 Finsbury Square, London EC2A 1AJ

The information contained within this presentation is for illustrative and educational purposes only and should not be relied upon in making any investment decision. The past performance of any commodity, derivative or other product referred to in the presentation cannot be relied upon as a guide to its future performance. Whilst every effort has been made to ensure the information is up-to-date and correct, the LME cannot guarantee that it is completely accurate and free from human error. The information is published "as is" without any warranty of any kind, express or implied, as to accuracy of the information and the LME shall not be liable for any losses or damage that may result from use of the presentation as a consequence of any inaccuracies in, or any omissions from, the information which it may contain. The information may not be reproduced, distributed or transmitted to any other person or incorporated in any way into another publication or other material.



LME Steel Scrap CFR Turkey (Platts)

Monthly Overview - Mar-26

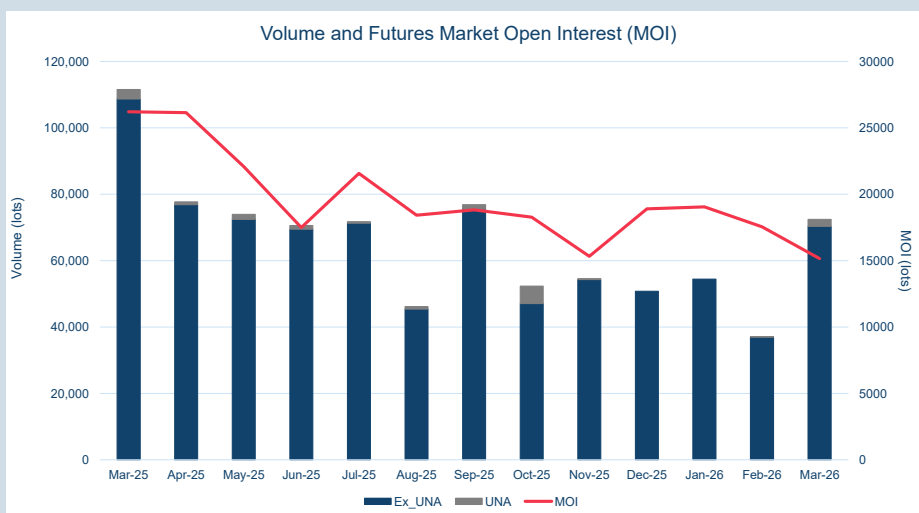


Front Month	
Average	\$380.81
Minimum	\$374.00
Maximum	\$391.50

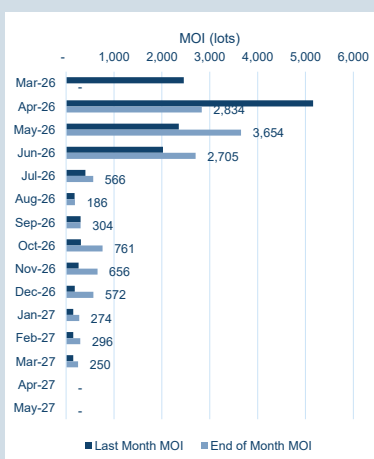
Volume (ex UNA) Mar-2026	
Lots	70,321

Volume (inc UNA) Mar-2026	
Lots	72,441
Tonnes	724,410

Volume Year To Date	
Lots	164,017
Tonnes	1,640,170

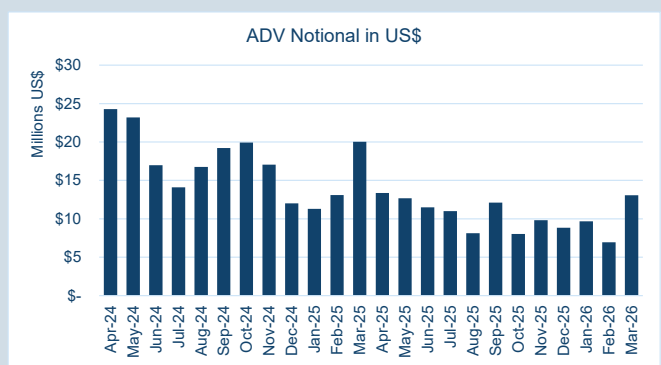
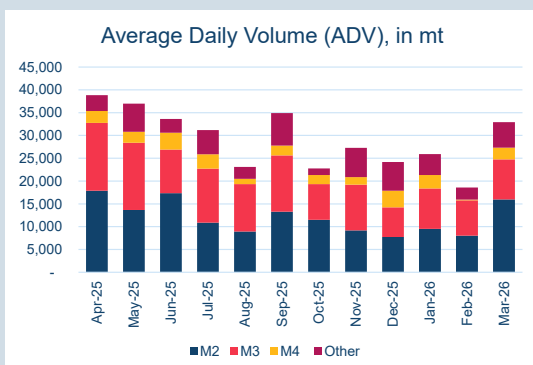
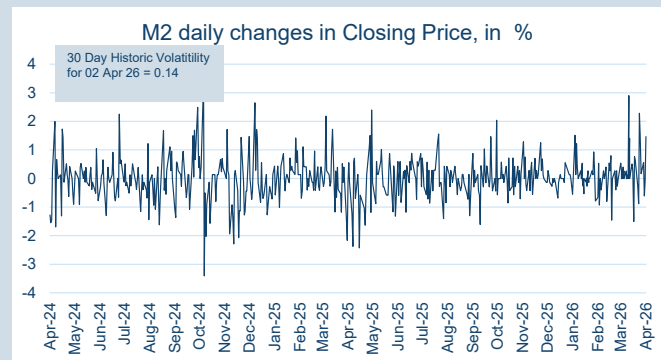
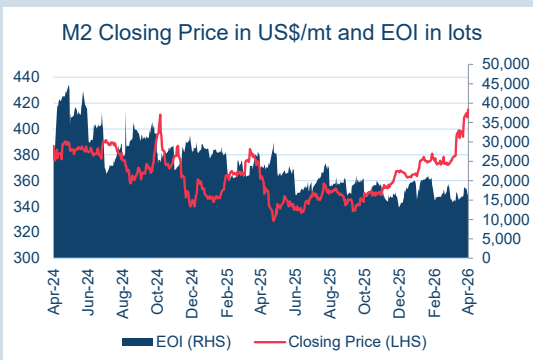
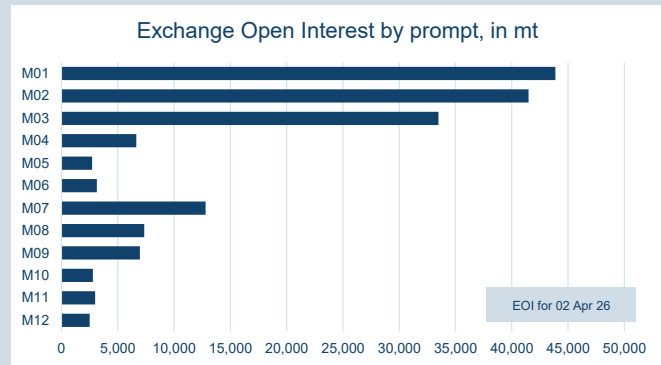
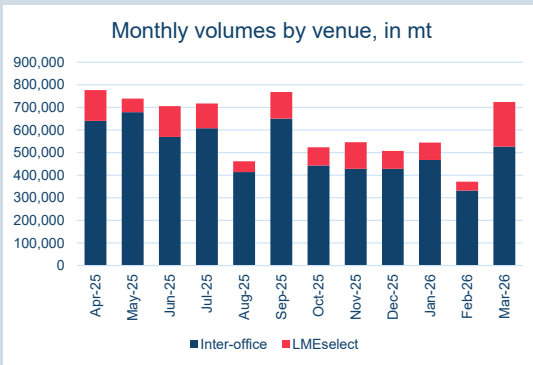


Prompt Month	End of Month - Daily Settlement	Volume (inc UNA)	End of Month - MOI
Mar-26	\$ 383.25	947	-
Apr-26	\$ 409.50	35,114	2,834
May-26	\$ 410.50	19,316	3,654
Jun-26	\$ 411.00	5,713	2,705
Jul-26	\$ 408.00	1,595	566
Aug-26	\$ 412.50	230	186
Sep-26	\$ 414.50	167	304
Oct-26	\$ 415.50	2,830	761
Nov-26	\$ 416.50	2,733	656
Dec-26	\$ 416.50	2,764	572
Jan-27	\$ 421.50	383	274
Feb-27	\$ 417.50	399	296
Mar-27	\$ 417.50	250	250
Apr-27	\$ 417.50	-	-
May-27	\$ 417.50	-	-

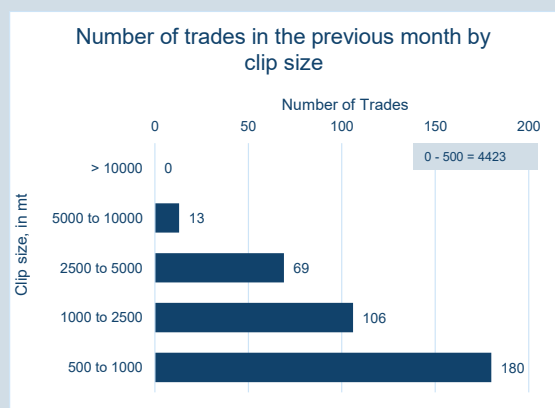


© The London Metal Exchange - An HKEX Company. 10 Finsbury Square, London EC2A 1AJ

The information contained within this presentation is for illustrative and educational purposes only and should not be relied upon in making any investment decision. The past performance of any commodity, derivative or other product referred to in the presentation cannot be relied upon as a guide to its future performance. Whilst every effort has been made to ensure the information is up-to-date and correct, the LME cannot guarantee that it is completely accurate and free from human error. The information is published "as is" without any warranty of any kind, express or implied, as to accuracy of the information and the LME shall not be liable for any losses or damage that may result from use of the presentation as a consequence of any inaccuracies in, or any omissions from, the information which it may contain. The information may not be reproduced, distributed or transmitted to any other person or incorporated in any way into another publication or other material.



Contract specifications	
Contract Code	SCD
Underlying Index	Platts TSI HMS 1&2 (80:20) CFR Turkey
Initial Margin	\$320 per lot (as of Oct-25)
Bloomberg Ticker	JBOA Comdty
EIKON RIC	0#CSSCF:
TT Product Code	SCFCECS
CQG Product Code	SSC
Lot Size	10 metric tonnes
Price Quotation	US\$ / metric tonne
Contract Type	Cash settled futures
Contract Period	Monthly out to 15 months
Trading Venues	LMEselect and Inter-office telephone
Margining	Realised variation margins applied
Trading and Clearing Fees	US\$0.42 per lot (US\$0.042 per tonne)



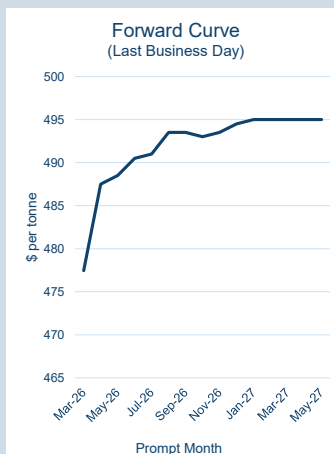
© The London Metal Exchange - An HKEX Company. 10 Finsbury Square, London EC2A 1AJ

The information contained within this presentation is for illustrative and educational purposes only and should not be relied upon in making any investment decision. The past performance of any commodity, derivative or other product referred to in the presentation cannot be relied upon as a guide to its future performance. Whilst every effort has been made to ensure the information is up-to-date and correct, the LME cannot guarantee that it is completely accurate and free from human error. The information is published "as is" without any warranty of any kind, express or implied, as to accuracy of the information and the LME shall not be liable for any losses or damage that may result from use of the presentation as a consequence of any inaccuracies in, or any omissions from, the information which it may contain. The information may not be reproduced, distributed or transmitted to any other person or incorporated in any way into another publication or other material.



LME Steel HRC FOB China (Argus)

Monthly Overview - Mar-26

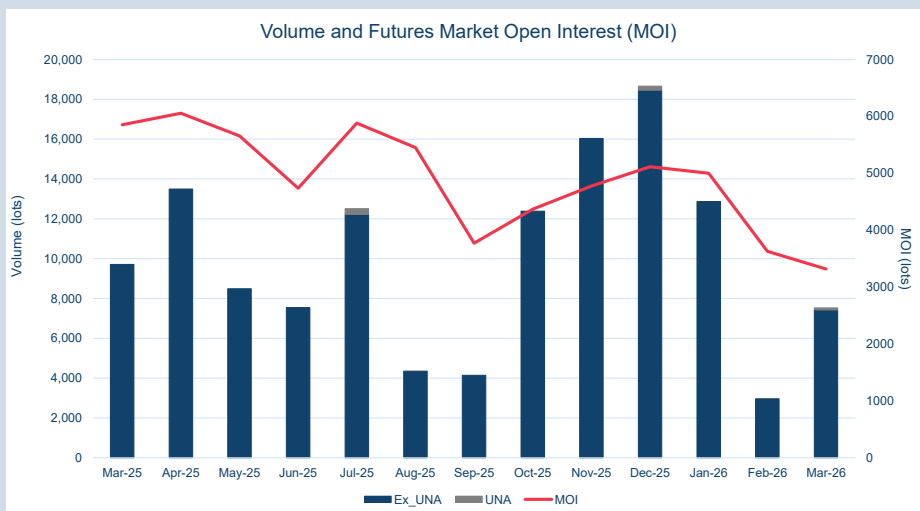


Front Month	
Average	\$472.84
Minimum	\$466.00
Maximum	\$478.50

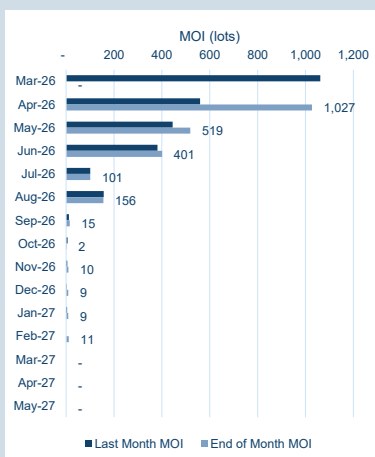
Volume (ex UNA) Mar-2026	
Lots	7,429

Volume (inc UNA) Mar-2026	
Lots	7,529
Tonnes	75,290

Volume Year To Date	
Lots	23,353
Tonnes	233,530

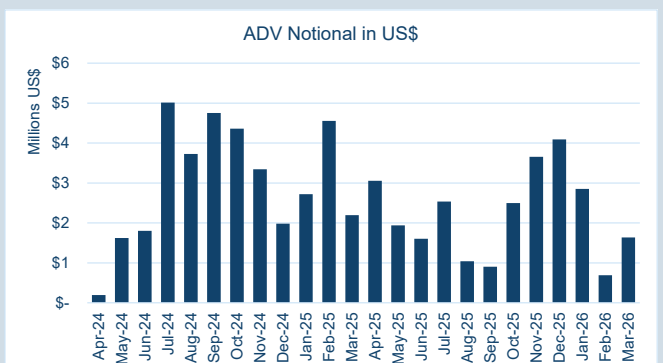
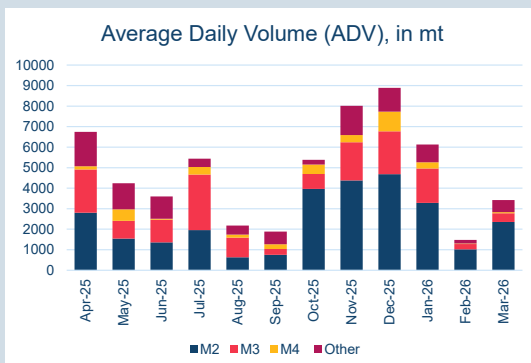
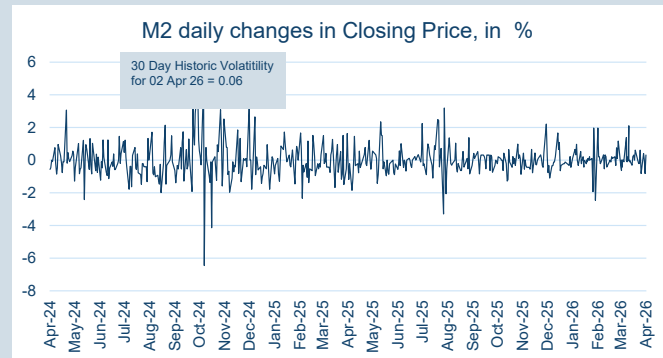
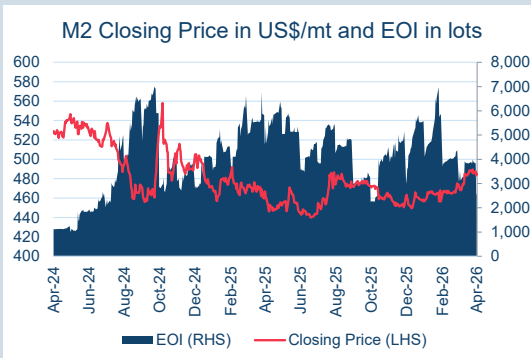
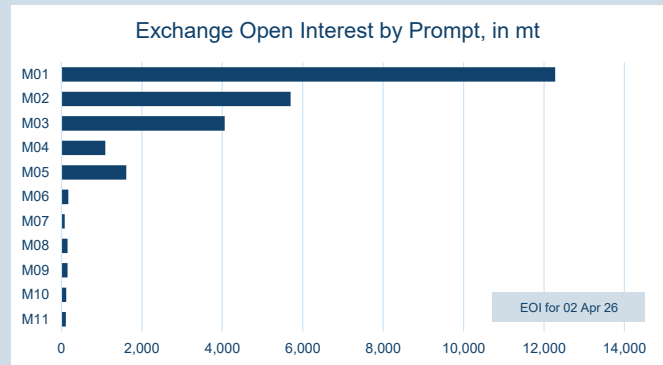
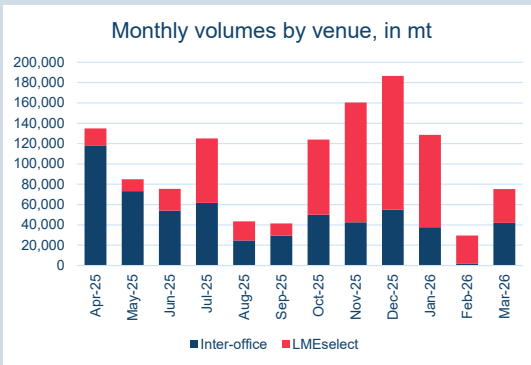


Prompt Month	End of Month - Daily Settlement	Volume (inc UNA)	End of Month - MOI
Mar-26	\$ 477.45	957	-
Apr-26	\$ 487.50	5,182	1,027
May-26	\$ 488.50	922	519
Jun-26	\$ 490.50	129	401
Jul-26	\$ 491.00	120	101
Aug-26	\$ 493.50	36	156
Sep-26	\$ 493.50	12	15
Oct-26	\$ 493.00	19	2
Nov-26	\$ 493.50	49	10
Dec-26	\$ 494.50	41	9
Jan-27	\$ 495.00	25	9
Feb-27	\$ 495.00	37	11
Mar-27	\$ 495.00	-	-
Apr-27	\$ 495.00	-	-
May-27	\$ 495.00	-	-

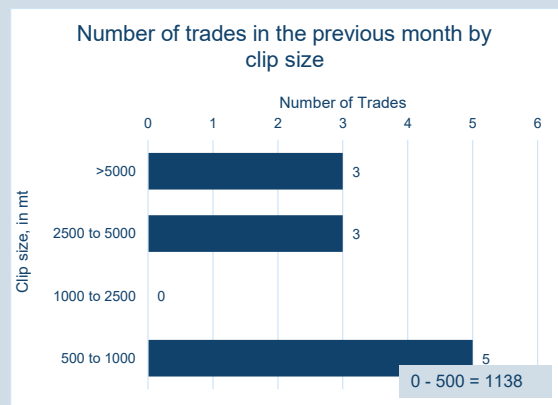


© The London Metal Exchange - An HKE X Company. 10 Finsbury Square, London EC2A 1AJ

The information contained within this presentation is for illustrative and educational purposes only and should not be relied upon in making any investment decision. The past performance of any commodity, derivative or other product referred to in the presentation cannot be relied upon as a guide to its future performance. Whilst every effort has been made to ensure the information is up-to-date and correct, the LME cannot guarantee that it is completely accurate and free from human error. The information is published "as is" without any warranty of any kind, express or implied, as to accuracy of the information and the LME shall not be liable for any losses or damage that may result from use of the presentation as a consequence of any inaccuracies in, or any omissions from, the information which it may contain. The information may not be reproduced, distributed or transmitted to any other person or incorporated in any way into another publication or other material.



Contract specifications	
Contract Code	HCD
Underlying Index	Argus HRC FOB Tianjin China
Initial Margin	\$670 per lot (as of Oct-25)
Bloomberg Ticker	LCYA Comdty
EIKON RIC	0#CMHCF:
TT Product Code	HCFCECS
CQG Product Code	LHC
Lot Size	10 metric tonnes
Price Quotation	US\$ / metric tonne
Contract Type	Cash settled futures
Contract Period	Monthly out to 15 months
Trading Venues	LMEselect and Inter-office telephone
Margining	Realised variation margins applied
Trading and Clearing Fees	US\$0.42 per lot (US\$0.042 per tonne)



© The London Metal Exchange - An HKEX Company. 10 Finsbury Square, London EC2A 1AJ

The information contained within this presentation is for illustrative and educational purposes only and should not be relied upon in making any investment decision. The past performance of any commodity, derivative or other product referred to in the presentation cannot be relied upon as a guide to its future performance. Whilst every effort has been made to ensure the information is up-to-date and correct, the LME cannot guarantee that it is completely accurate and free from human error. The information is published "as is" without any warranty of any kind, express or implied, as to accuracy of the information and the LME shall not be liable for any losses or damage that may result from use of the presentation as a consequence of any inaccuracies in, or any omissions from, the information which it may contain. The information may not be reproduced, distributed or transmitted to any other person or incorporated in any way into another publication or other material.