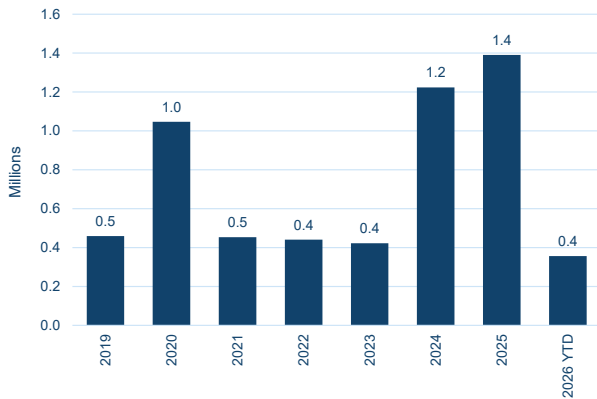


LME Steel HRC FOB China (Argus)

Liquidity Window: 14:00 - 14:30 UK time

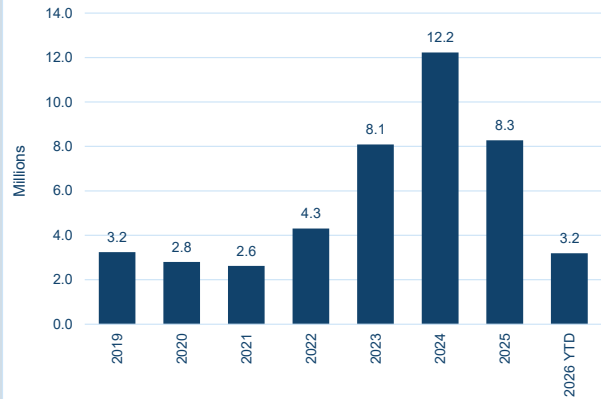
Annual traded volume in metric tonnes



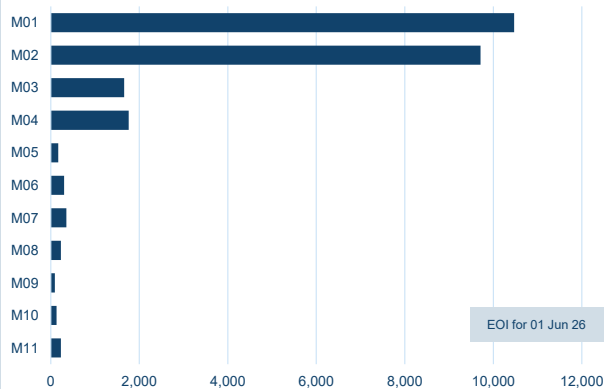
LME Steel Scrap CFR Turkey (Platts)

Liquidity Window: 16:00 - 16:30 UK time

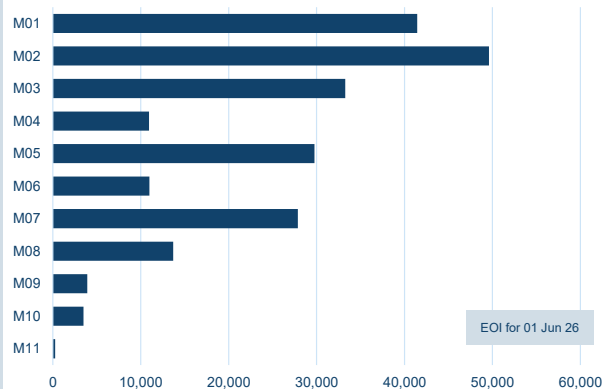
Annual traded volume in metric tonnes



Exchange Open Interest by Prompt, in mt



Exchange Open Interest by prompt, in mt

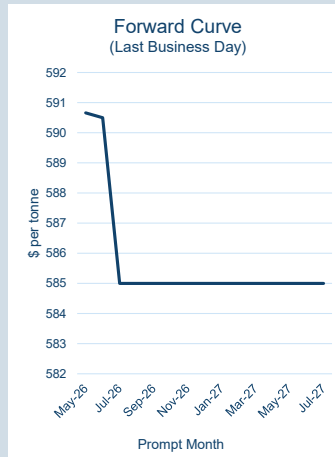


Free resources and data:

- Free historical data since launch (daily closing prices, monthly final settlements, daily volumes and daily EOI): <https://www.lme.com/en/market-data/reports-and-data/historical-data-for-cash-settled-futures>
- 15-min delayed quotes from LMEselect and last traded prices: <https://www.lme.com/en/market-data/reports-and-data/ferrous-intraday-price-and-trade-data>
- Market research reports produced by Navigate Commodities on physical steel scrap markets: <https://www.lme.com/Metals/Ferrous/Steel-Scrap-Markets-a-Birds-Eye-View-report>
- Monthly reports: <https://www.lme.com/Metals/Ferrous/Ferrous-monthly-reports>
- Margin parameters: <https://www.lme.com/en/clearing/risk-management/margin-parameter-files>
- Pricing procedures, BBG tickers and RIC codes: <https://www.lme.com/Metals/Ferrous/Additional-pricing-information>

© The London Metal Exchange - An HKEX Company. 10 Finsbury Square, London EC2A 1AJ

The information contained within this presentation is for illustrative and educational purposes only and should not be relied upon in making any investment decision. The past performance of any commodity, derivative or other product referred to in the presentation cannot be relied upon as a guide to its future performance. Whilst every effort has been made to ensure the information is up-to-date and correct, the LME cannot guarantee that it is completely accurate and free from human error. The information is published "as is" without any warranty of any kind, express or implied, as to accuracy of the information and the LME shall not be liable for any losses or damage that may result from use of the presentation as a consequence of any inaccuracies in, or any omissions from, the information which it may contain. The information may not be reproduced, distributed or transmitted to any other person or incorporated in any way into another publication or other material.

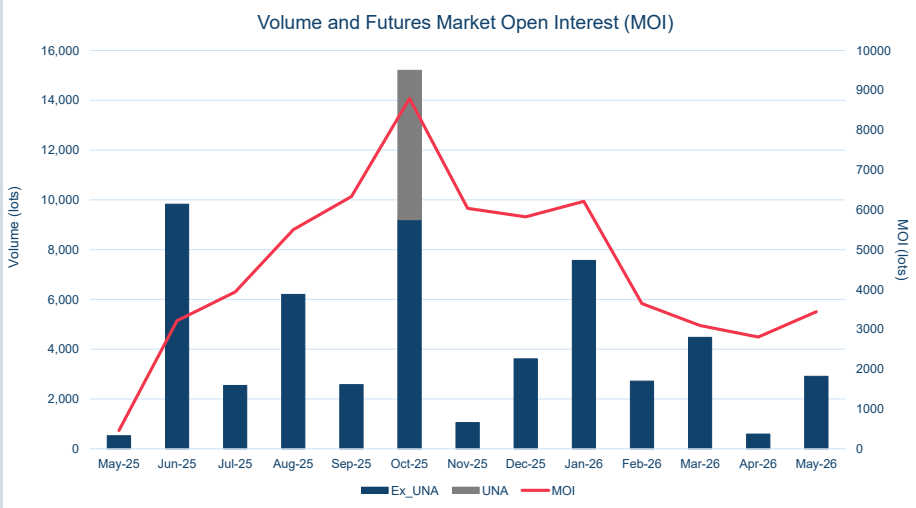


Front Month	
Average	\$596.56
Minimum	\$590.66
Maximum	\$605.00

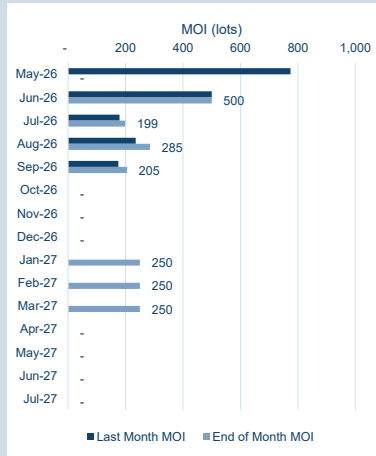
Volume (ex UNA) May-2026	
Lots	2,912

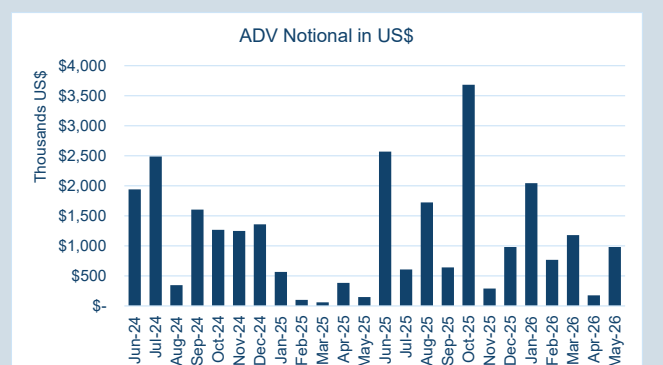
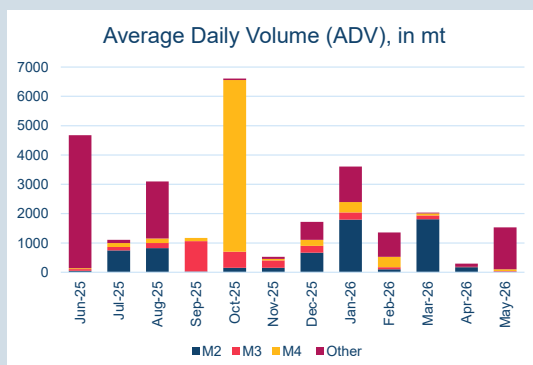
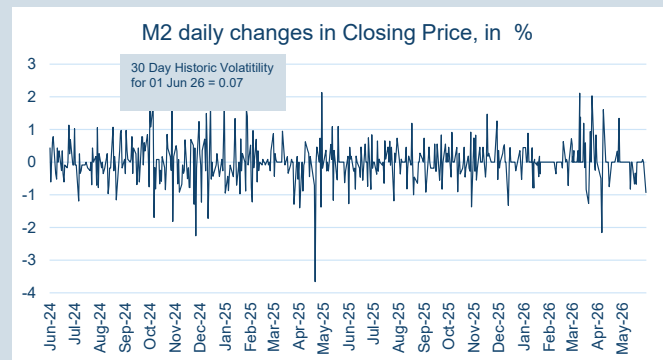
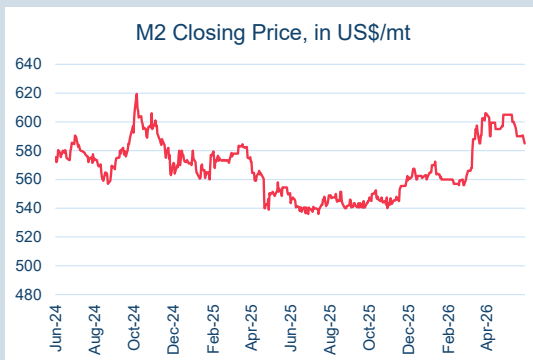
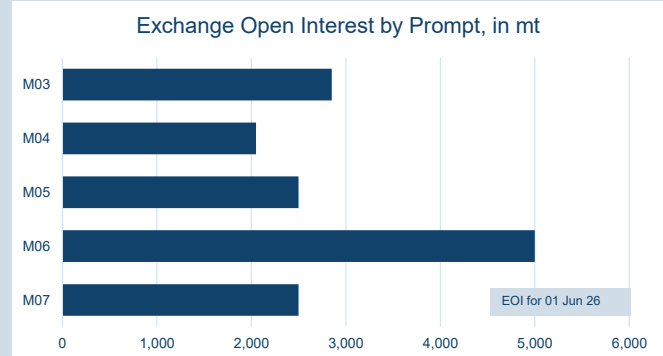
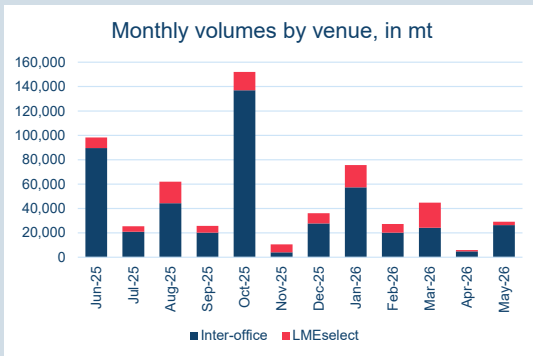
Volume (inc UNA) May-2026	
Lots	2,912
Tonnes	29,120

Volume Year To Date	
Lots	18,265
Tonnes	182,650

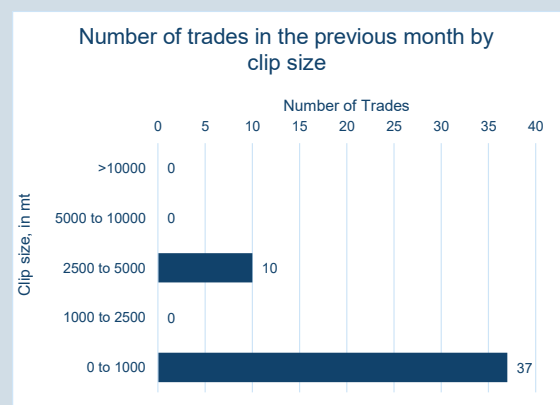


Prompt Month	End of Month - Daily Settlement	Volume (inc UNA)	End of Month - MOI
May-26	\$ 590.66	42	-
Jun-26	\$ 590.50	30	500
Jul-26	\$ 585.00	50	199
Aug-26	\$ 585.00	115	285
Sep-26	\$ 585.00	175	205
Oct-26	\$ 585.00	-	-
Nov-26	\$ 585.00	-	-
Dec-26	\$ 585.00	-	-
Jan-27	\$ 585.00	500	250
Feb-27	\$ 585.00	1,500	250
Mar-27	\$ 585.00	500	250
Apr-27	\$ 585.00	-	-
May-27	\$ 585.00	-	-
Jun-27	\$ 585.00	-	-
Jul-27	\$ 585.00	-	-



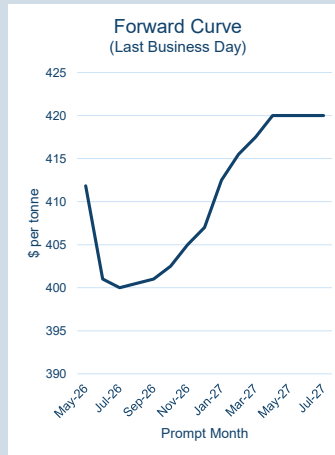
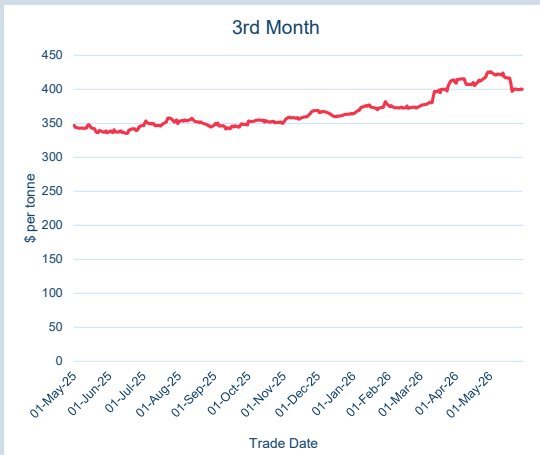


Contract specifications	
Contract Code	SRD
Underlying Index	Platts Steel Rebar FOB Turkey
Initial Margin	\$420 per lot (as of Oct-25)
Bloomberg Ticker	JBPA Comdty
EIKON RIC	0#CSRRF:
TT Product Code	SRFCECS
CQG Product Code	SSR
Lot Size	10 metric tonnes
Price Quotation	US\$ / metric tonne
Contract Type	Cash settled futures
Contract Period	Monthly out to 15 months
Trading Venues	LMEselect and Inter-office telephone
Margining	Realised variation margins applied
Trading and Clearing Fees	US\$0.42 per lot (US\$0.042 per tonne)



© The London Metal Exchange - An HKEX Company. 10 Finsbury Square, London EC2A 1AJ

The information contained within this presentation is for illustrative and educational purposes only and should not be relied upon in making any investment decision. The past performance of any commodity, derivative or other product referred to in the presentation cannot be relied upon as a guide to its future performance. Whilst every effort has been made to ensure the information is up-to-date and correct, the LME cannot guarantee that it is completely accurate and free from human error. The information is published "as is" without any warranty of any kind, express or implied, as to accuracy of the information and the LME shall not be liable for any losses or damage that may result from use of the presentation as a consequence of any inaccuracies in, or any omissions from, the information which it may contain. The information may not be reproduced, distributed or transmitted to any other person or incorporated in any way into another publication or other material.

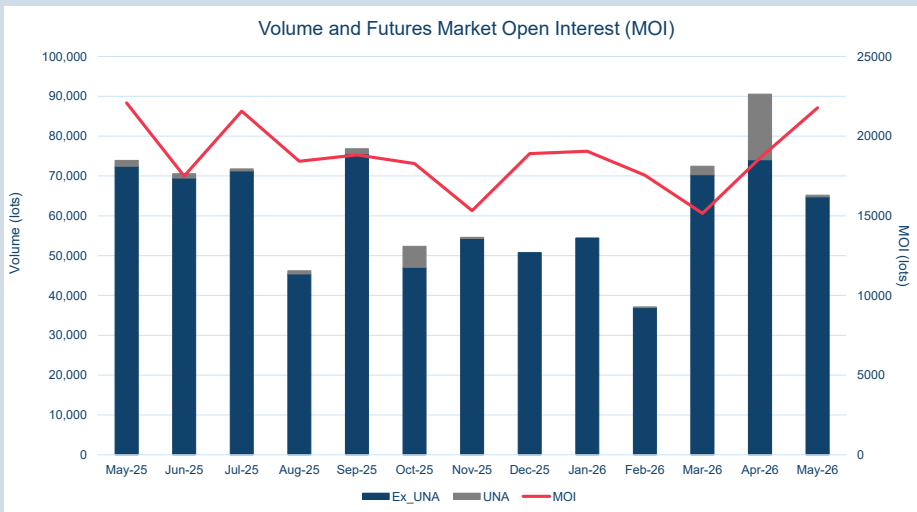


Front Month	
Average	\$412.81
Minimum	\$409.00
Maximum	\$416.00

Volume (ex UNA) May-2026	
Lots	64,766

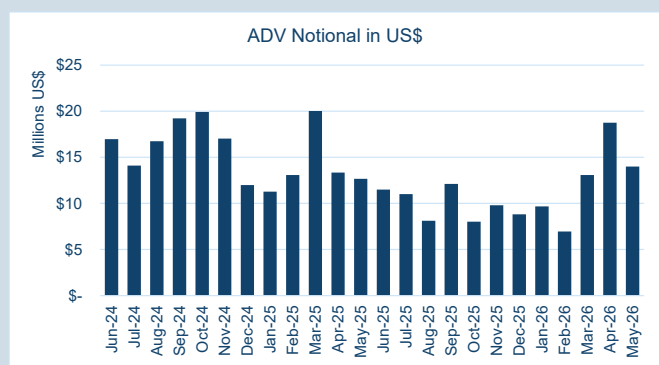
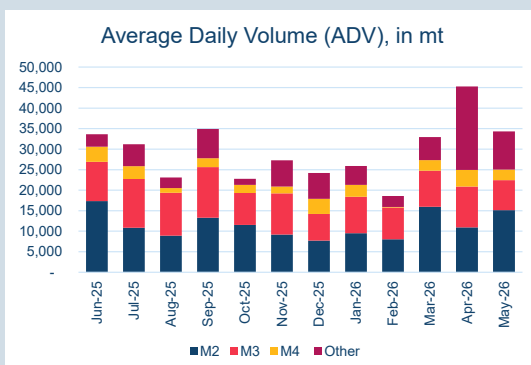
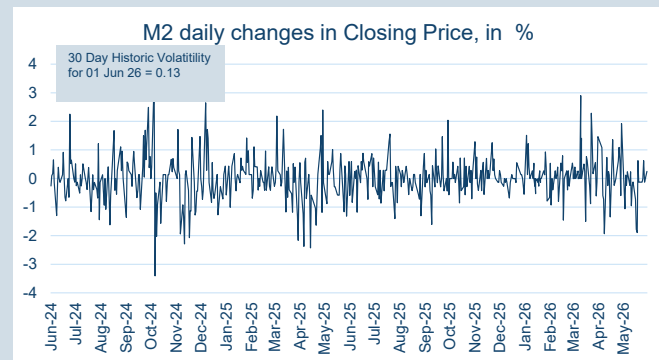
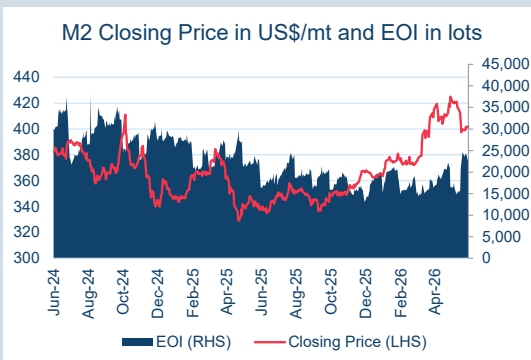
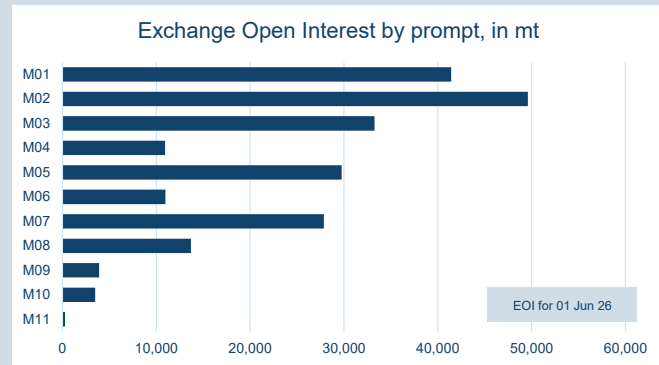
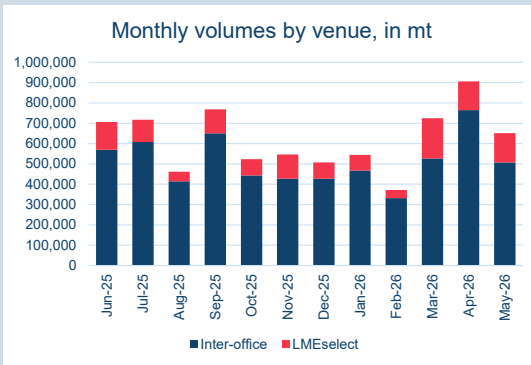
Volume (inc UNA) May-2026	
Lots	65,166
Tonnes	651,660

Volume Year To Date	
Lots	319,737
Tonnes	3,197,370

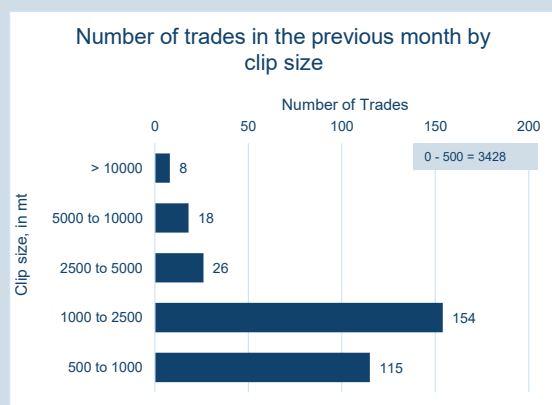


Prompt Month	End of Month - Daily Settlement	Volume (inc UNA)	End of Month - MOI
May-26	\$ 411.84	1,922	-
Jun-26	\$ 401.00	28,771	3,292
Jul-26	\$ 400.00	12,759	3,858
Aug-26	\$ 400.50	4,936	2,129
Sep-26	\$ 401.00	2,393	1,032
Oct-26	\$ 402.50	5,998	2,921
Nov-26	\$ 405.00	806	1,078
Dec-26	\$ 407.00	4,694	2,769
Jan-27	\$ 412.50	2,338	1,353
Feb-27	\$ 415.50	247	382
Mar-27	\$ 417.50	232	346
Apr-27	\$ 420.00	70	24
May-27	\$ 420.00	-	-
Jun-27	\$ 420.00	-	-
Jul-27	\$ 420.00	-	-



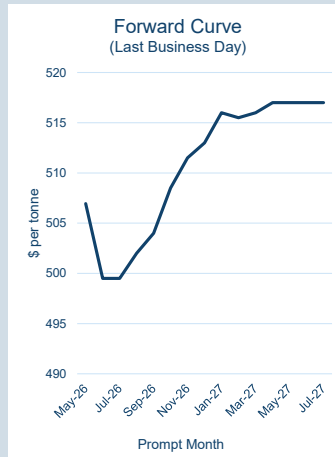


Contract specifications	
Contract Code	SCD
Underlying Index	Platts TSI HMS 1&2 (80:20) CFR Turkey
Initial Margin	\$320 per lot (as of Oct-25)
Bloomberg Ticker	JBOA Comdty
EIKON RIC	0#CSSCF:
TT Product Code	SCFCECS
CQG Product Code	SSC
Lot Size	10 metric tonnes
Price Quotation	US\$ / metric tonne
Contract Type	Cash settled futures
Contract Period	Monthly out to 15 months
Trading Venues	LMEselect and Inter-office telephone
Margining	Realised variation margins applied
Trading and Clearing Fees	US\$0.42 per lot (US\$0.042 per tonne)



© The London Metal Exchange - An HKEX Company. 10 Finsbury Square, London EC2A 1AJ

The information contained within this presentation is for illustrative and educational purposes only and should not be relied upon in making any investment decision. The past performance of any commodity, derivative or other product referred to in the presentation cannot be relied upon as a guide to its future performance. Whilst every effort has been made to ensure the information is up-to-date and correct, the LME cannot guarantee that it is completely accurate and free from human error. The information is published "as is" without any warranty of any kind, express or implied, as to accuracy of the information and the LME shall not be liable for any losses or damage that may result from use of the presentation as a consequence of any inaccuracies in, or any omissions from, the information which it may contain. The information may not be reproduced, distributed or transmitted to any other person or incorporated in any way into another publication or other material.

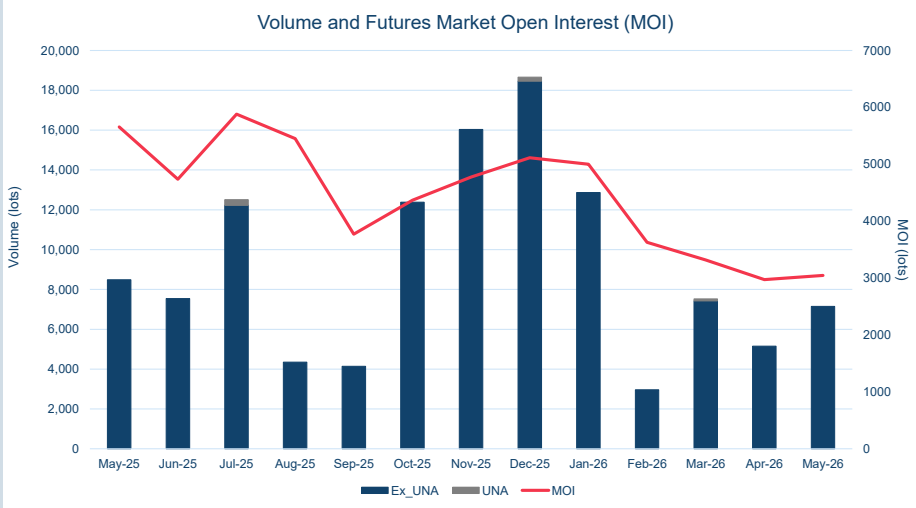


Front Month	
Average	\$504.76
Minimum	\$495.50
Maximum	\$516.00

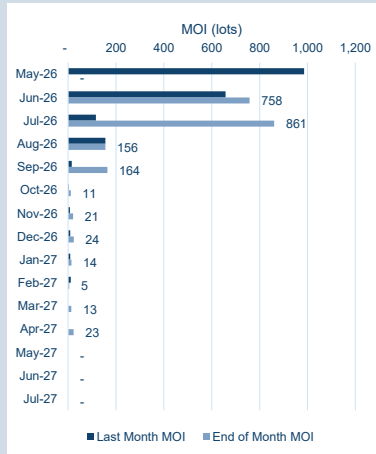
Volume (ex UNA) May-2026	
Lots	7,146

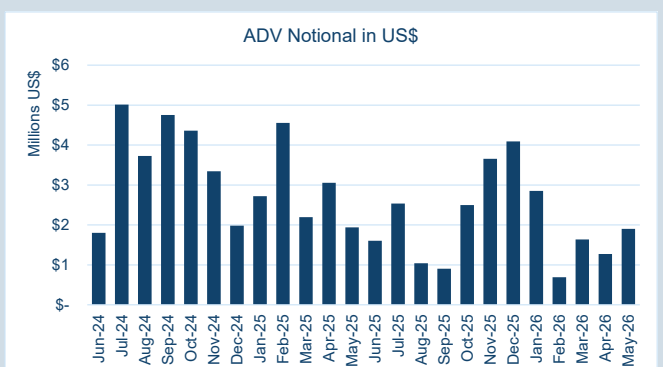
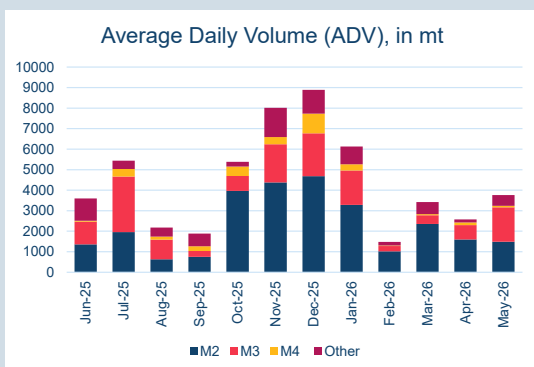
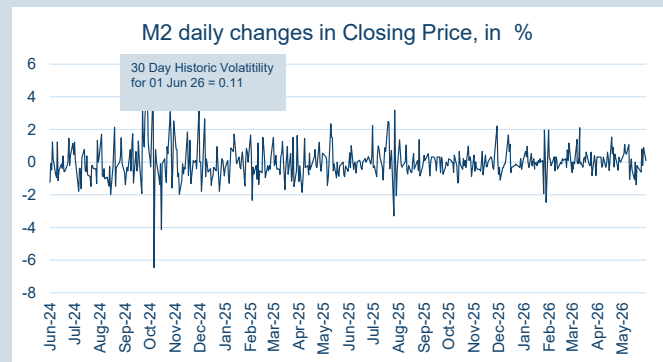
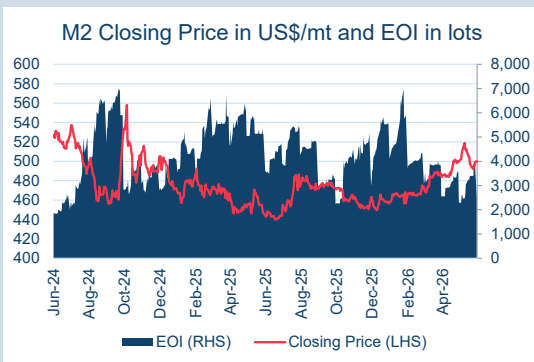
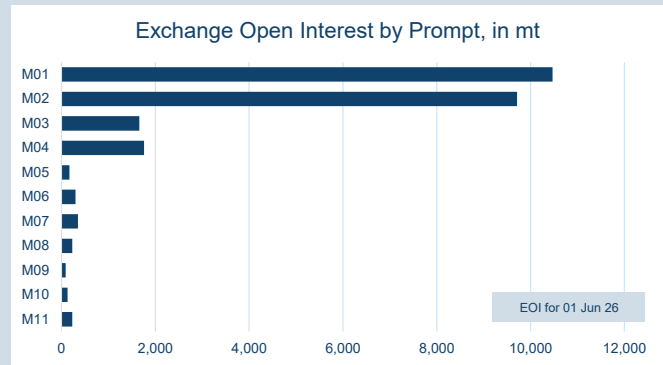
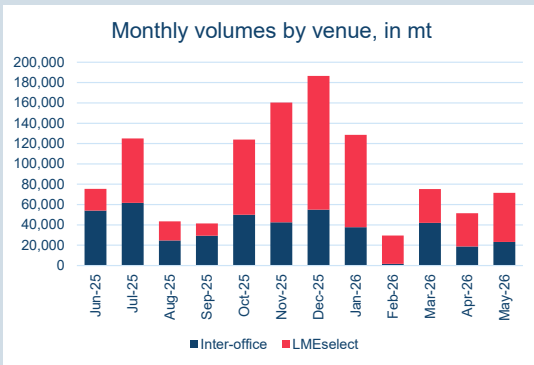
Volume (inc UNA) May-2026	
Lots	7,146
Tonnes	71,460

Volume Year To Date	
Lots	35,654
Tonnes	356,540

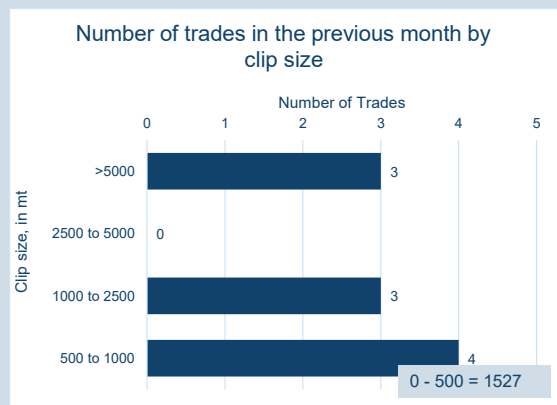


Prompt Month	End of Month - Daily Settlement	Volume (inc UNA)	End of Month - MOI
May-26	\$ 506.95	73	-
Jun-26	\$ 499.50	2,831	758
Jul-26	\$ 499.50	3,178	861
Aug-26	\$ 502.00	140	156
Sep-26	\$ 504.00	640	164
Oct-26	\$ 508.50	21	11
Nov-26	\$ 511.50	46	21
Dec-26	\$ 513.00	64	24
Jan-27	\$ 516.00	48	14
Feb-27	\$ 515.50	26	5
Mar-27	\$ 516.00	33	13
Apr-27	\$ 517.00	46	23
May-27	\$ 517.00	-	-
Jun-27	\$ 517.00	-	-
Jul-27	\$ 517.00	-	-





Contract specifications	
Contract Code	HCD
Underlying Index	Argus HRC FOB Tianjin China
Initial Margin	\$670 per lot (as of Oct-25)
Bloomberg Ticker	LCYA Comdty
EIKON RIC	0#CMHCF:
TT Product Code	HCFCECS
CQG Product Code	LHC
Lot Size	10 metric tonnes
Price Quotation	US\$ / metric tonne
Contract Type	Cash settled futures
Contract Period	Monthly out to 15 months
Trading Venues	LMEselect and Inter-office telephone
Margining	Realised variation margins applied
Trading and Clearing Fees	US\$0.42 per lot (US\$0.042 per tonne)



© The London Metal Exchange - An HKEX Company. 10 Finsbury Square, London EC2A 1AJ

The information contained within this presentation is for illustrative and educational purposes only and should not be relied upon in making any investment decision. The past performance of any commodity, derivative or other product referred to in the presentation cannot be relied upon as a guide to its future performance. Whilst every effort has been made to ensure the information is up-to-date and correct, the LME cannot guarantee that it is completely accurate and free from human error. The information is published "as is" without any warranty of any kind, express or implied, as to accuracy of the information and the LME shall not be liable for any losses or damage that may result from use of the presentation as a consequence of any inaccuracies in, or any omissions from, the information which it may contain. The information may not be reproduced, distributed or transmitted to any other person or incorporated in any way into another publication or other material.