



LMEoptic User Guide

Please respond to:

Trading Operations

tradingoperationsgroup@lme.com



Table of Contents

1	Introduction	4
1.1	Connectivity to LMEoptic.....	4
1.2	General Information.....	4
1.3	Accessing the LMEoptic GUI.....	4
2	Active Order View	6
3	Trades View	7
4	Requests View	8
5	Column Settings.....	9
6	Filter Settings	12
7	Order Cancellation	14
7.1	Individual Cancellation	14
7.2	Group Cancellation of Single Orders	17
7.3	Mass Cancellation	20
7.3.1	Cancel All.....	20
7.3.2	Cancel By Contract.....	21
7.3.3	Cancel By Trader	22



Document History

Version	Date	Change Description
1.0	Dec 2025	Initial Version
1.1	March 2026	Updated Version for Go-Live



1 Introduction

LMEoptic is a self-service application developed to give LME members direct administrative control over their exchange-related activities. LMEoptic operates independently of trading workflows and third-party or ISV platforms, ensuring members have -visibility into active orders and trades, even in the event of an ISV or other system outage.

The initial release of LMEoptic focuses on supporting member risk and compliance management by offering:

- Real-time visibility of all -active orders and executed trades for the current business day. This includes every order submitted under all FIX and binary order entry credentials, regardless of submission method.
- Order cancellation capability, which is essential for:
- Operational Resilience
LMEoptic ensures members retain control during outages or disruptions affecting external systems.
- Market Stability
By enabling direct oversight and intervention, LMEoptic supports the integrity and orderly operation of LME markets.

This guide outlines the access procedures, key features, and operational workflows within LMEoptic.

1.1 Connectivity to LMEoptic

LMEoptic will initially be available only via LMEnet connectivity. Members should review the updated Connectivity Guide and make any necessary configuration changes needed to ensure they can successfully reach the LMEoptic IPs/ports.

1.2 General Information

LMEoptic will be available between 00:45 and 19:30 Monday through Friday. Outside of these hours, users can log in however there will be no order/trade visibility.

LMEoptic will only display orders and trades for the current trading session. After the close, orders and trades for that session are removed from the application and are no longer accessible.

Users will be automatically logged out after 30 minutes of inactivity.

1.3 Accessing the LMEoptic GUI


To access LMEoptic, users will first need to request a user be created. For MTB, this can be done by emailing tradingoperations@lme.com. For Production, users must submit a completed LMEoptic New User Form. This form is available on the LME website. Trading Operations will process the request, and send the following information to users:



- LMEoptic URL
- Username
- Password


Password reset will be available in a future release to MTB. The new password will need to be 14 characters minimum.

Typing the URL into a browser will direct the user to a sign-in page, where username/email and password can be entered.



Click the 'Sign In' button to access the LMEoptic GUI.

Two-factor Authentication is required, users will be prompted to scan a QR code in an Authenticator App to add an entry for LMEoptic. This will generate a six digit code to be entered at sign-in.



A new one-time code must be generated by the Authenticator app and entered at each log in. Once the code is entered and credentials are validated by the system, the user will be directed to the LMEoptic Active Orders View.

2 Active Order View

Click on the 'Orders' button on the left-hand panel to access the Orders View. The Orders screen provides a comprehensive, real-time overview of all active orders submitted under each FIX and Binary Order Entry CompID belonging to the member. This centralised view ensures that users can monitor order activity across the entire organisation.



Active Orders

FREEZE ACTIVE

ALL AH CA NI PB SN ZS +

ORDER ID	ACTION	INSTRUMENT	INSTRUMENT TYPE	SIDE	VOLUME	REMAINING	PRICE	TF	TIME	ORDER TYPE	TRADER ID	CLIENT ID	CLIENT ORDER ID	BROKER CLIENT ID
126082010000001441	Part Fill	SN 02Jun26	Outright	Sell	10	9	43670.00	GTC	2026-03-23 09:49:57.	Limit	YMG8PL004	1774225865589	IRIS-EC	
126082010000001440	New	SN 29Apr26	Outright	Buy	5	5	43625.00	GTC	2026-03-23 09:49:43.	Limit	YMG8PL004	1774225865588	IRIS-EC	
126082010000001439	New	ZS 09Apr26	Outright	Buy	5	5	3083.50	GTC	2026-03-23 09:49:36.	Limit	YMG8PL004	1774225865587	IRIS-EC	
126082010000001438	New	SN 23Jun26-SEF26	Strategy	Buy	10	10	143.00	GTC	2026-03-23 09:49:20.	Limit	YMG8PL004	1774225865586	IRIS-EC	
126082010000001427	New	PB JUN26	Outright	Sell	10	10	1953.00	Day	2026-03-23 09:47:22.	Limit	YMG8PL004	1774225865585	IRIS-EC	
126082010000001426	New	PB 06May26	Outright	Buy	5	5	1887.50	Day	2026-03-23 09:47:18.	Limit	YMG8PL004	1774225865584	IRIS-EC	
126082010000001425	New	CA 06May26	Outright	Buy	10	10	12150.00	GTC	2026-03-23 09:47:09.	Limit	YMG8PL004	1774225865583	IRIS-EC	
126082010000001424	New	CA 06May26	Outright	Buy	5	5	12150.00	Day	2026-03-23 09:47:04.	Limit	YMG8PL004	1774225865582	IRIS-EC	
126082010000001410	New	CA 22Apr26	Outright	Buy	10	10	12150.00	Day	2026-03-23 09:46:34.	Limit	YMG8PL004	1774225865577	IRIS-EC	
126082010000001408	Part Fill	SN MAY26-SEF26	Strategy	Buy	11	10	200.00	GTC	2026-03-23 09:46:23.	Limit	YMG8PL004	1774225865575	IRIS-EC	
126082010000001407	New	SN MAY26-AUG26	Strategy	Buy	5	5	150.00	Day	2026-03-23 09:46:14.	Limit	YMG8PL004	1774225865574	IRIS-EC	
126082010000001404	Part Fill	PB APR26-SEF26	Strategy	Sell	10	5	0.00	GTC	2026-03-23 09:46:02.	Limit	YMG8PL004	1774225865572	IRIS-EC	
126082010000001401	New	PB APR26-3M	Strategy	Buy	5	5	0.25	Day	2026-03-23 09:45:37.	Limit	YMG8PL004	1774225865571	IRIS-EC	
126082010000001398	New	AH 27Mar26	Outright	Sell	10	10	3246.50	GTC	2026-03-23 09:45:25.	Limit	YMG8PL004	1774225865570	IRIS-EC	
126082010000001397	New	CA CASH-APR26	Strategy	Buy	5	5	1.45	Day	2026-03-23 09:45:17.	Limit	YMG8PL004	1774225865568	IRIS-EC	
726062010000007464	Reloaded	AH 23Apr26-3M	Strategy	Sell	10	8	-2.53	GTC	2026-03-23 00:45:00.	Limit	YMG8PL004	1772497977484	IRIS-EC	
726062010000007481	Reloaded	AH 07May26	Outright	Buy	10	10	3138.00	GTC	2026-03-23 00:45:00.	Limit	YMG8PL004	1772497977483	IRIS-EC	

customer name
www.lme.com/lmeoptic.com

Row count: 1/17 of 17

New orders will appear at the top of the list. If an order is partially filled, the status and remaining quantity update automatically in the Order View while the filled portion moves to the Trades View.

The Orders View has a default set of columns which can be customised (see Section: Columns) A 'Freeze' toggle in the upper right-hand corner allows users to pause automatic updates.. When activated, new orders stop populating, and an order count indicates how many additional orders are pending and not visible.

Active Orders

FROZEN ACTIVE New Orders 5

ALL AH CA NI PB SN ZS +

Frozen at 09:50

ORDER ID	ACTION	INSTRUMENT	INSTRUMENT TYPE	SIDE	VOLUME	REMAINING	PRICE	TF	TIME	ORDER TYPE	TRADER ID	CLIENT ID	CLIENT ORDER ID	BROKER CLIENT ID
126082010000001441	Part Fill	SN 02Jun26	Outright	Sell	10	9	43570.00	GTC	2026-03-23 09:49:57.	Limit	YMG8PL004	1774225865589	IRIS-EC	
126082010000001440	New	SN 29Apr26	Outright	Buy	5	5	43625.00	GTC	2026-03-23 09:49:43.	Limit	YMG8PL004	1774225865588	IRIS-EC	

There is a row count at the bottom of the view to indicate the number of active orders across all the FIX and Binary Complids.

3 Trades View

Click on the 'Trades' button on the left-hand panel to open the Trades View. This screen displays all trades executed during the current trading session, with the most recent trades appearing at the top of the table.

Similar to the Orders View, the Trades View also has a default set of columns. See Section 5 Column Settings.



INSTRUMENT	TRADE ID	INSTRUMENT TYPE	SIDE	QUANTITY	PRICE	TIME	TRADER ID	BROKER CLIENT ID
Z5 29Mar26-APR26	4126082010000000467	Strategy	Sell	1	3.60	2026-03-23 09:51:47...	YMG8FL004	IRS-EC
Z5 CASH-APR26	4126082010000000468	Strategy	Buy	1	3.60	2026-03-23 09:51:47...	YMG8FL004	IRS-EC
SN 02Jun26	4126082010000000466	Outright	Buy	1	43570.00	2026-03-23 09:49:57...	YMG8FL004	IRS-EC
SN 02Jun26	4126082010000000465	Outright	Sell	1	43570.00	2026-03-23 09:49:57...	YMG8FL004	IRS-EC
SN MAY26-SEP26	4126082010000000463	Strategy	Buy	1	200.00	2026-03-23 09:46:23...	YMG8FL004	IRS-EC
SN MAY26-SEP26	4126082010000000464	Strategy	Sell	1	200.00	2026-03-23 09:46:23...	YMG8FL004	IRS-EC
PBI APR26-SEP26	4126082010000000462	Strategy	Buy	5	0.00	2026-03-23 09:46:02...	YMG8FL004	IRS-EC
PBI APR26-SEP26	4126082010000000461	Strategy	Sell	5	0.00	2026-03-23 09:46:02...	YMG8FL004	IRS-EC

4 Requests View

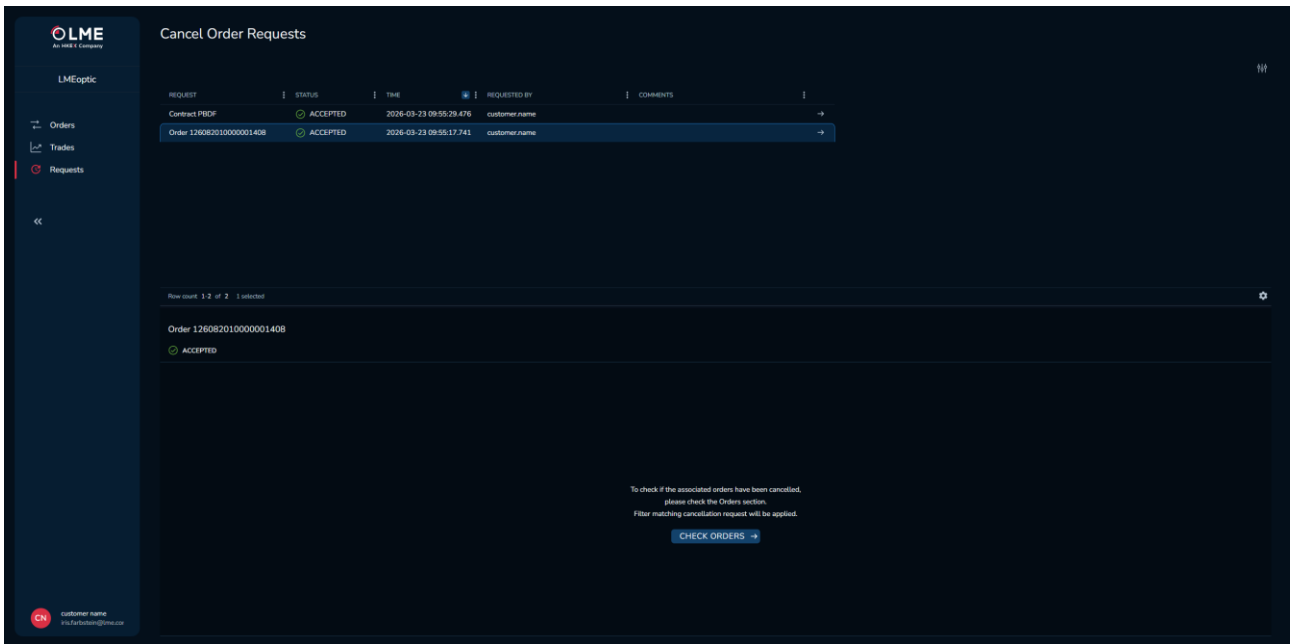
Click the **‘Requests’** button on the left-hand panel to open the Requests View. This screen displays all order cancellation requests submitted by any LMEoptic user within the membership. For each request, users can view:

- **Cancellation type** (e.g., single order, multiple orders, mass cancel by contract)
- **Status** of the request
- **Timestamp** when the request was accepted or rejected
- **Requestor** details
- **Optional comments**

Cancellation request status can be populated with the following:

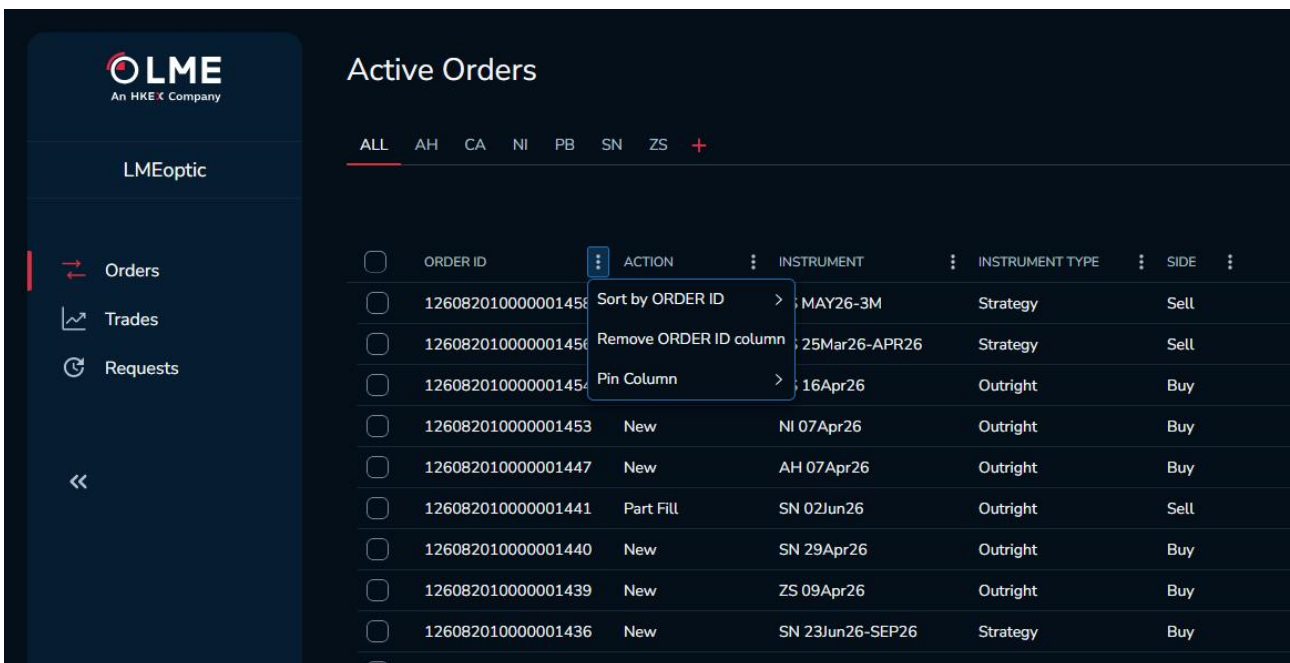
- Pending – The cancellation request has been submitted and is awaiting processing.
- Completed – The cancellation request has been accepted.
- Rejected – The cancellation request was not accepted, typically due to invalid parameters, timing issues, or system constraints.

For cancellation functionality, See Section 7: Order Cancellation



5 Column Settings

In all views (Orders, Trades, and Requests), users can manage columns by clicking the three vertical dots next to each column header. Available options include sorting, removing columns, and pinning columns to the far left or right of the grid



To adjust column width, hover over the column header until a grey separator line appears, then drag left or right.

To add, remove, or reorder columns:



1. Click the **'Settings'** button in the lower-right corner of the screen.
2. The **Table Settings** panel will appear, allowing you to:
 - Search for columns using the **'Find Column'** text box.
 - View which columns are currently displayed and which are available.
3. To reorder columns, drag the **six-dot handle** next to each column name.
4. To add a column, hover over the desired column in the **'Available Columns'** section and click the **white '+'** icon. The column will be added to the bottom of the **'Columns in View'** list.
5. To remove a column, hover over its name and click the **white 'x'** icon.



Orders Table Settings ×

🔍 Find column

Columns in view

- ⋮ Order ID
- ⋮ Action
- ⋮ Instrument
- ⋮ Instrument Type
- ⋮ Side
- ⋮ Volume
- ⋮ Remaining
- ⋮ Price
- ⋮ TIF
- ⋮ Time
- ⋮ Order Type
- ⋮ Trader ID
- ⋮ Client ID
- ⋮ Client Order ID
- ⋮ Broker Client ID

Available columns

- Account Type
- Aggressor
- CFI Code
- Cancellation Reason
- Clearing Member
- Client Allocation Code
- Client Branch Country
- Client Code
- Commodity Derivative
- Contract Code
- Contract ID
- Contract Type



6 Filter Settings


There are two methods of filtering in the Orders and Trades Views. Filtering by Product and by using the Filter Menu can be done by clicking on any of the Products that appear at the top of the screen.

Filtering by Product

- At the top of the screen, you'll see a list of products. Click on any product to filter the view by that product.
- Only **one product** can be selected at a time.
- By default, the six base metals are displayed.
- To add more products, click the **red "+"** icon.

<input type="checkbox"/>	ORDER ID	ACTION	INSTRUMENT
<input type="checkbox"/>	126082010000001458	New	ZS MAY26-3M

Using the Filter Menu

- Click the **Filter** button  to open the **Filters menu**.
- The available filter options vary depending on the view (Orders, Trades, or Requests).
- You can apply **one or multiple parameters** to refine your results.
- Filters take effect immediately, and you can add additional criteria to narrow down the search.



Filters ×

All Saved

Mar 23 00:00:00 23:59:59

Client ID
🔍 Find

Client Order ID
🔍 Find

Broker Client ID
🔍 Find

Side
▼

Price
🔍 Find

TIF
▼

Contract Code
🔍 Find

Instrument
🔍 Find

Order ID
🔍 Find

Order Type
🔍 Find

Trader ID
🔍 Find

Instrument Type
▼

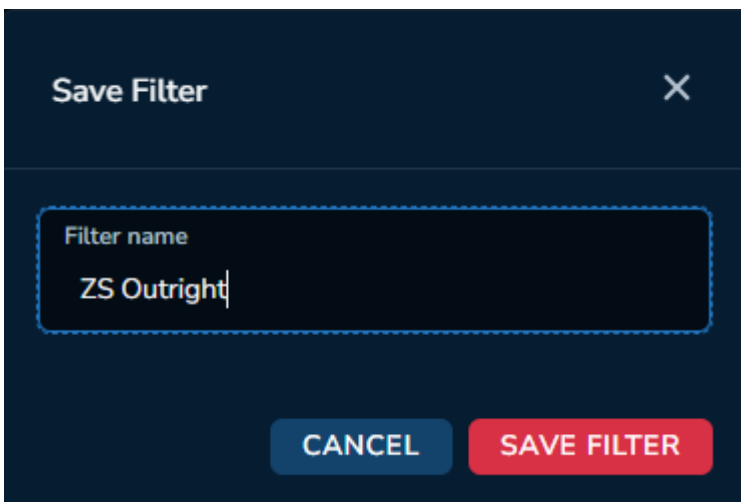
CLEAR SAVE



Managing Filters

Once an ad hoc filter is created, it can either be cleared or saved.

- **Clear a filter:** Click **Clear** at the bottom-left of the Filters menu.
- **Save a filter:** Click **Save** at the bottom-right.
 - A **Save Filter** window will appear where you can enter a name for the filter.
 - There is **no limit** to the number of filters you can save.



Accessing Saved Filters

- Click the **Saved** tab at the top of the Filters menu to view your saved filters.
- Filters are stored **locally** and cannot be shared with other user

7 Order Cancellation

LMEoptic provides flexible cancellation options to support operational control and responsiveness. Users can cancel orders in three distinct ways:

7.1 Individual Cancellation

To cancel a single order:

- Select the checkbox next to the order you want to cancel.



- A **Cancel Orders** button will appear at the bottom of the screen, showing the number of selected orders (e.g., 1).
- Click **Cancel Orders** to open the **Cancel Orders** window.

ORDER ID	ACTION	INSTRUMENT	INSTRUMENT TYPE	SIDE	VOLUME	REMAINING	PRICE	TIF	TIME	ORDER TYPE	TRADER ID	CLIENT ID	CLIENT ORDER ID	BROKER CLIENT ID
126082010000001458	New	ZS MAY26-3M	Strategy	Sell	10	10	6.00	GTC	2026-03-23 09:51:53	Limit	YMGBFL004	1774225865598	1774225865598	RIS-EC
126082010000001456	Part Fill	ZS 25Mar26-APR26	Strategy	Sell	10	9	3.60	Day	2026-03-23 09:51:47	Limit	YMGBFL004	1774225865596	1774225865596	RIS-EC
126082010000001454	New	ZS 16Apr26	Outright	Buy	5	5	3082.00	Day	2026-03-23 09:51:34	Limit	YMGBFL004	1774225865595	1774225865595	RIS-EC
126082010000001453	New	NI 07Apr26	Outright	Buy	10	10	16985.00	GTC	2026-03-23 09:51:25	Limit	YMGBFL004	1774225865594	1774225865594	RIS-EC
126082010000001447	New	AH 07Apr26	Outright	Buy	5	5	3247.50	GTC	2026-03-23 09:50:50	Limit	YMGBFL004	1774225865592	1774225865592	RIS-EC
126082010000001441	Part Fill	SN 02Jun26	Outright	Sell	10	9	43570.00	GTC	2026-03-23 09:49:57	Limit	YMGBFL004	1774225865589	1774225865589	RIS-EC
126082010000001440	New	SN 29Apr26	Outright	Buy	5	5	43625.00	GTC	2026-03-23 09:49:43	Limit	YMGBFL004	1774225865588	1774225865588	RIS-EC
126082010000001439	New	ZS 09Apr26	Outright	Buy	5	5	3083.50	GTC	2026-03-23 09:49:36	Limit	YMGBFL004	1774225865587	1774225865587	RIS-EC
126082010000001436	New	SN 23Jun26-SEP26	Strategy	Buy	10	10	143.00	GTC	2026-03-23 09:49:20	Limit	YMGBFL004	1774225865586	1774225865586	RIS-EC
126082010000001425	New	CA 06May26	Outright	Buy	10	10	12150.00	GTC	2026-03-23 09:47:09	Limit	YMGBFL004	1774225865583	1774225865583	RIS-EC
126082010000001424	New	CA 06May26	Outright	Buy	5	5	12150.00	Day	2026-03-23 09:47:04	Limit	YMGBFL004	1774225865582	1774225865582	RIS-EC
126082010000001410	New	CA 22Apr26	Outright	Buy	10	10	12150.00	Day	2026-03-23 09:46:34	Limit	YMGBFL004	1774225865577	1774225865577	RIS-EC
126082010000001407	New	SN MAY26-AUG26	Strategy	Buy	5	5	150.00	Day	2026-03-23 09:46:14	Limit	YMGBFL004	1774225865574	1774225865574	RIS-EC
126082010000001398	New	AH 27Mar26	Outright	Sell	10	10	3246.50	GTC	2026-03-23 09:45:25	Limit	YMGBFL004	1774225865570	1774225865570	RIS-EC
126082010000001397	New	CA CASH-APR26	Strategy	Buy	5	5	1.45	Day	2026-03-23 09:45:17	Limit	YMGBFL004	1774225865568	1774225865568	RIS-EC
726082010000007464	Reloaded	AH 23Apr26-3M	Strategy	Sell	10	8	2.53	GTC	2026-03-23 00:45:00	Limit	YMGBFL004	177249787484	177249787484	RIS-EC
726082010000007461	Reloaded	AH 07May26	Outright	Buy	10	10	3138.00	GTC	2026-03-23 00:45:00	Limit	YMGBFL004	177249787483	177249787483	RIS-EC

Cancel Orders Window

- From this window, you can:
 - **Remove the order** from the cancellation list.
 - **Cancel the cancellation request** instead of confirming.
 - **Confirm the cancellation** by clicking **Cancel 1 order**.

ORDER ID	INSTRUMENT	SIDE	TIF	REMAINING	PRICE	TRADER ID	ORDER TYPE
126082010000001458	ZS MAY26-3M	Sell	GTC	10	6.00	YMGBFL004	Limit

Row count 1-1 of 1

Please note, there may be discrepancies between cancellation requests and confirmed cancellations

ABANDON **CANCEL 1 ORDER**



If you confirm:

- A **Cancellation Note** text box will appear (optional).
- Click **Cancel** or **Confirm** to proceed.

Confirm Cancellation

Are you sure you want to cancel the following order?

ORDER ID	INSTRUMENT	SIDE	TIF	REMAINING	PRICE	TRADER ID	ORDER TYPE
126082010000001458	ZS MAY26-3M	Sell	GTC	10	6.00	YMGBFL004	Limit

Row count 1-1 of 1

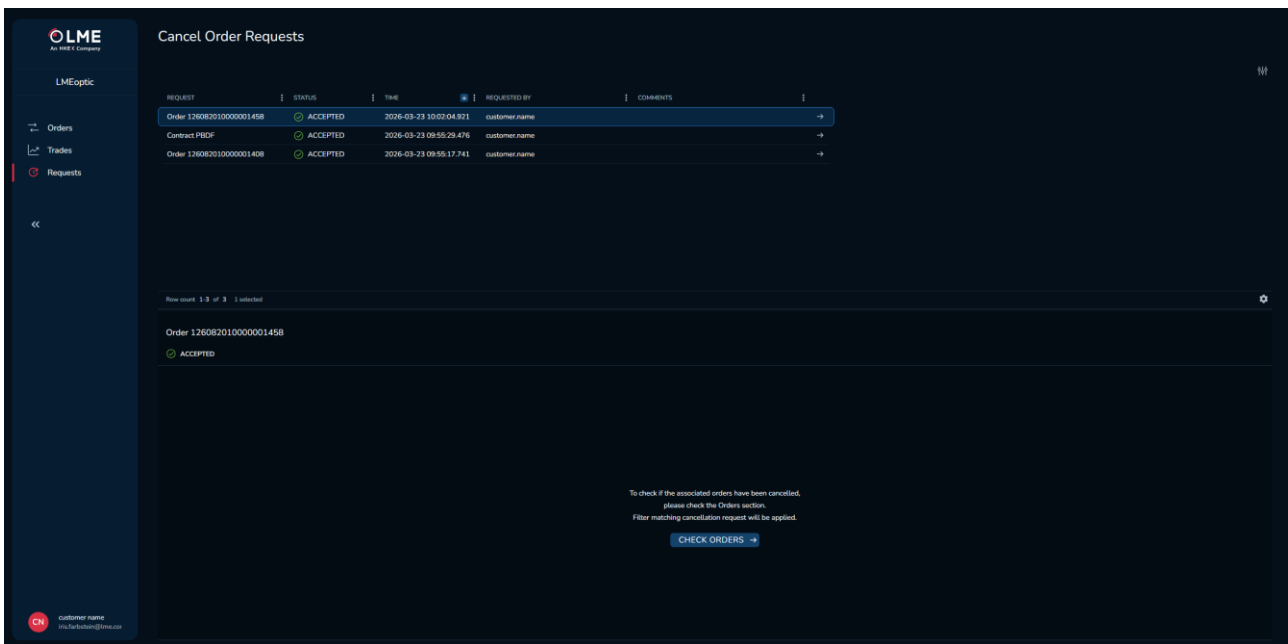
Cancellation note

Please note, there may be discrepancies between cancellation requests and confirmed cancellations ⓘ

ABANDON CONFIRM

After Confirmation

- The cancelled order will be removed from the **Active Orders View**.
- To check the status of the cancellation request:
 - Click the **Requests** button on the left-hand panel.



For the initial LMEoptic Go-Live, this screen represents the successful or unsuccessful request for cancellation, not a confirmation of the order itself being cancelled at the matching engine. Shortly after Go-Live, LME plans a future release in which the Requests View will become the Cancelled Orders View.

7.2 Group Cancellation of Single Orders

To cancel a group of single orders,

Select Orders

- Check the box next to the first order you want to cancel.
- Hold down the **Ctrl** key and select additional orders by checking their boxes.
- At the bottom of the screen, the total number of selected orders will appear next to the **Cancel Orders** button.



Active Orders

ALL AH CA NI PB SN ZS +

ORDER ID	ACTION	INSTRUMENT	INSTRUMENT TYPE	SIDE	VOLUME	REMAINING	PRICE	TIF	TIME	ORDER TYPE	TRADER ID	CLIENT ID	CLIENT ORDER ID	BROKER CLIENT ID
126082010000001456	Part Fill	ZS 25Mar26-APR26	Strategy	Sell	10	9	3.60	Day	2026-03-23 09:51:47...	Limit	YMGBFL004	1774225865596	1774225865596	RIS-EC
126082010000001454	New	ZS 16Apr26	Outright	Buy	5	5	3982.00	Day	2026-03-23 09:51:34...	Limit	YMGBFL004	1774225865595	1774225865595	RIS-EC
126082010000001453	New	NI 07Apr26	Outright	Buy	10	10	16985.00	GTC	2026-03-23 09:51:25...	Limit	YMGBFL004	1774225865594	1774225865594	RIS-EC
126082010000001447	New	AH 07Apr26	Outright	Buy	5	5	3247.50	GTC	2026-03-23 09:50:50...	Limit	YMGBFL004	1774225865592	1774225865592	RIS-EC
126082010000001441	Part Fill	SN 02Jun26	Outright	Sell	10	9	43570.00	GTC	2026-03-23 09:49:57...	Limit	YMGBFL004	1774225865589	1774225865589	RIS-EC
126082010000001440	New	SN 29Apr26	Outright	Buy	5	5	43625.00	GTC	2026-03-23 09:49:43...	Limit	YMGBFL004	1774225865588	1774225865588	RIS-EC
126082010000001439	New	ZS 09Apr26	Outright	Buy	5	5	3983.50	GTC	2026-03-23 09:49:36...	Limit	YMGBFL004	1774225865587	1774225865587	RIS-EC
126082010000001436	New	SN 23Jun26-SEP26	Strategy	Buy	10	10	143.00	GTC	2026-03-23 09:49:20...	Limit	YMGBFL004	1774225865586	1774225865586	RIS-EC
126082010000001425	New	CA 06May26	Outright	Buy	10	10	12150.00	GTC	2026-03-23 09:47:09...	Limit	YMGBFL004	1774225865583	1774225865583	RIS-EC
126082010000001424	New	CA 06May26	Outright	Buy	5	5	12150.00	Day	2026-03-23 09:47:04...	Limit	YMGBFL004	1774225865582	1774225865582	RIS-EC
126082010000001410	New	CA 22Apr26	Outright	Buy	10	10	12150.50	Day	2026-03-23 09:46:34...	Limit	YMGBFL004	1774225865577	1774225865577	RIS-EC
126082010000001407	New	SN MAY26-AUG26	Strategy	Buy	5	5	150.00	Day	2026-03-23 09:46:14...	Limit	YMGBFL004	1774225865574	1774225865574	RIS-EC
126082010000001398	New	AH 27Mar26	Outright	Sell	10	10	3246.50	GTC	2026-03-23 09:45:25...	Limit	YMGBFL004	1774225865570	1774225865570	RIS-EC
126082010000001387	New	CA CASH-APR26	Strategy	Buy	5	5	1.45	Day	2026-03-23 09:45:17...	Limit	YMGBFL004	1774225865568	1774225865568	RIS-EC
726082010000007464	Reloaded	AH 23Apr26-3M	Strategy	Sell	10	8	-2.53	GTC	2026-03-23 00:45:00...	Limit	YMGBFL004	1772497877484	1772497877484	RIS-EC
726082010000007461	Reloaded	AH 07May26	Outright	Buy	10	10	3138.00	GTC	2026-03-23 00:45:00...	Limit	YMGBFL004	1772497877483	1772497877483	RIS-EC

Row count: 1-16 of 16 4 selected

CANCEL ORDERS

Open the Cancel Orders Window - At the bottom of the screen, the total number of selected orders will appear next to a 'Cancel Orders' button

- Click **Cancel Orders**.
- A window will display the details of all selected orders.

Cancel Orders

ORDER ID	INSTRUMENT	SIDE	TIF	REMAINING	PRICE	TRADER ID	ORDER TYPE
126082010000001440	SN 29Apr26	Buy	GTC	5	43625.00	YMGBFL004	Limit
126082010000001456	ZS 25Mar26-APR26	Sell	Day	9	3.60	YMGBFL004	Limit
126082010000001447	AH 07Apr26	Buy	GTC	5	3247.50	YMGBFL004	Limit
126082010000001410	CA 22Apr26	Buy	Day	10	12150.50	YMGBFL004	Limit

Row count 1-4 of 4

Please note, there may be discrepancies between cancellation requests and confirmed cancellations

ABANDON CANCEL 4 ORDERS

Choose an Action

- To return to the Active Orders View without cancelling, click **Cancel**.



- To **proceed with cancellation**, click the red **Cancel** button showing the number of orders to be cancelled.
- An optional **Cancellation Note** text box will appear. Adding a note is not mandatory.

ORDER ID	INSTRUMENT	SIDE	TIF	REMAINING	PRICE	TRADER ID	ORDER TYPE	
126082010000001440	SN 29Apr26	Buy	GTC	5	43625.00	YMGBFL004	Limit	×
126082010000001456	ZS 25Mar26-APR26	Sell	Day	9	3.60	YMGBFL004	Limit	×
126082010000001447	AH 07Apr26	Buy	GTC	5	3247.50	YMGBFL004	Limit	×
126082010000001410	CA 22Apr26	Buy	Day	10	12150.50	YMGBFL004	Limit	×

Row count 1-4 of 4

Cancellation note

Please note, there may be discrepancies between cancellation requests and confirmed cancellations ⓘ

ABANDON CONFIRM

There is a message at the bottom of the window that states ‘Please note, there may be discrepancies between cancellation requests and confirmed cancellations.’ Hovering over the info icon next to this text the following will appear: ‘The number of order cancellation requests may differ from confirmed cancellations, as some orders may have been filled or cancelled through other routes before the request was processed.’

In future releases, the Cancellation Request View will be replaced with a list of Cancelled Orders (confirmed cancelled at the matching engine).

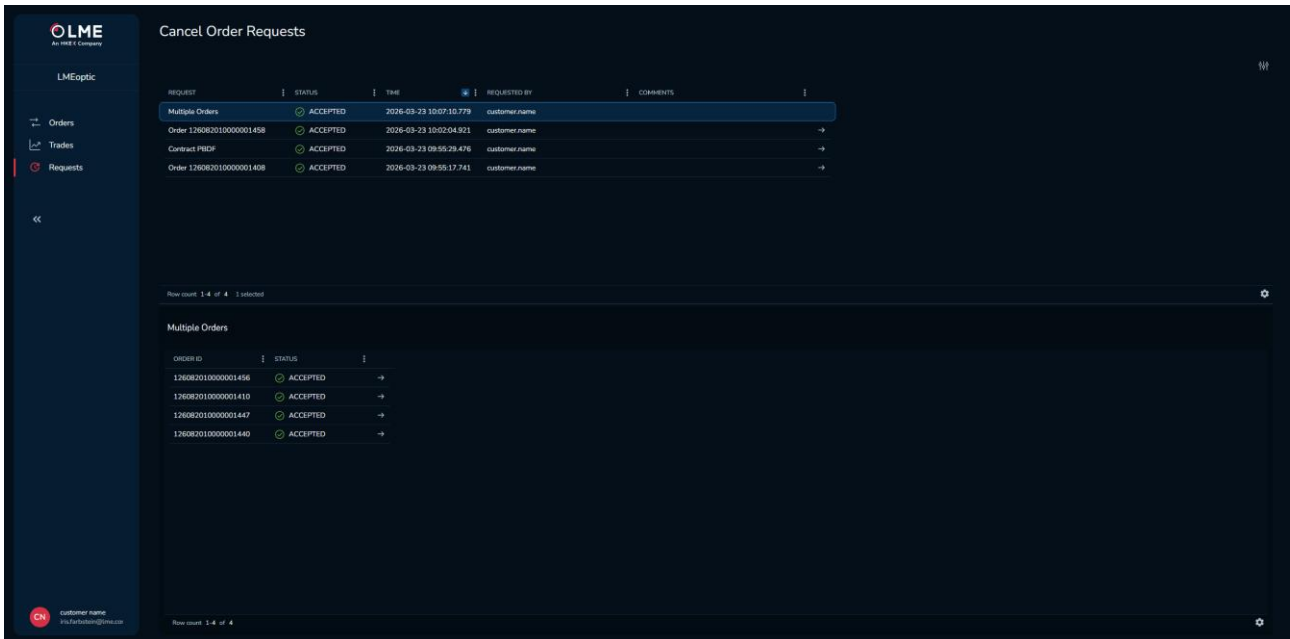
Confirm or Cancel

- To confirm the cancellation, click the red **Confirm** button.
- To abort and return to the Active Orders View, click **Cancel**.
- Once confirmed, the cancelled orders will be removed from the **Active Orders View**

Once the cancellation has been confirmed, those orders will automatically be removed from the Active Orders View.

View Cancellation Requests

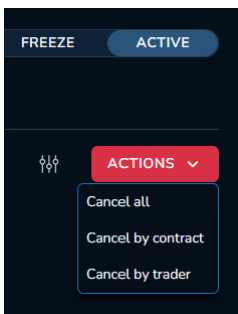
- Click **Requests** in the left-hand panel.
- To view the individual order IDs for a group cancellation:
 - Select the **Multiple Orders** request that was processed.
 - The middle of the screen will display the order IDs and the status of each cancellation request.



For additional information on Cancellation Requests, see Section 8: Cancellation Requests ([link here](#))

7.3 Mass Cancellation

There are three methods of Mass Cancellation, all accessible via the red 'Actions' button with drop down menu located at the upper right of the screen.



7.3.1 Cancel All

- Selecting **Cancel All** opens a **Cancel Orders** pop-up window displaying all active orders and their details.
- If there are more than seven orders, use the scroll bar on the right to view additional rows.
- To **return to the Active Orders View without cancelling**, click **Cancel**.
- To **proceed with cancellation**:
 - Click the red **Cancel** button showing the total number of orders to be cancelled.
 - An optional **Cancellation Note** text box will appear (not mandatory).
 - Click the red **Confirm** button to finalize the cancellation.



Cancel Orders ✕

ORDER ID	INSTRUMENT	SIDE	TIF	REMAINING	PRICE	TRADER ID	ORDER TYPE
726062010000007464	AH 23Apr26-3M	Sell	GTC	8	-2.53	YMGBFL004	Limit
726062010000007461	AH 07May26	Buy	GTC	10	3138.00	YMGBFL004	Limit
126082010000001397	CA CASH-APR26	Buy	Day	5	1.45	YMGBFL004	Limit
126082010000001398	AH 27Mar26	Sell	GTC	10	3246.50	YMGBFL004	Limit
126082010000001407	SN MAY26-AUG26	Buy	Day	5	150.00	YMGBFL004	Limit
126082010000001424	CA 06May26	Buy	Day	5	12150.00	YMGBFL004	Limit

Row count: 1-6 of 16

Please note, there may be discrepancies between cancellation requests and confirmed cancellations ⓘ

ABANDON CANCEL 16 ORDERS

7.3.2 Cancel By Contract

- Selecting **Cancel by Contract** opens a **Cancel Orders** pop-up window.
- Enter the contract in the **Contract** text box. Available values will appear in a dropdown.
- Once selected, all active orders for that contract will populate in the window.
 - To proceed:
 - Click **Cancel** to return to the Active Orders View, or
 - Click the red **Cancel** button listing the total number of orders to be cancelled.

Cancel Orders ✕

CONTRACT CODE

Q CA

CADF

i
Please search by contract

No Rows to display

ABANDON CANCEL ORDERS



Cancel Orders ✕

CONTRACT CODE
Q CADF

ORDER ID	INSTRUMENT	SIDE	TIF	REMAINING	PRICE	TRADER ID	ORDER TYPE
126082010000001397	CA CASH-APR26	Buy	Day	5	1.45	YMGBFL004	Limit
126082010000001424	CA 06May26	Buy	Day	5	12150.00	YMGBFL004	Limit
126082010000001425	CA 06May26	Buy	GTC	10	12150.00	YMGBFL004	Limit

Row count 1-3 of 3

Please note, there may be discrepancies between cancellation requests and confirmed cancellations ⓘ

ABANDON CANCEL 3 ORDERS

As with the other mass cancellation methods, individual orders cannot be removed from this view. Either click on 'cancel' to go back to the Active Orders View, or click on the red 'Cancel' button which lists the total number of orders to be cancelled.

7.3.3 Cancel By Trader

- Selecting **Cancel by Trader** opens a **Cancel Orders** pop-up window.
- Type the beginning of any **CompID** belonging to the member in the Trader ID field.
- A dropdown will display available Trader IDs based on active orders.
- Once selected, all active orders for that Trader ID will populate in the window.
- As with other mass cancellation methods:
 - Individual orders cannot be removed.
 - Click **Cancel** to return to the Active Orders View, or
 - Click the red **Cancel** button listing the total number of orders to be cancelled.

Cancel Orders ✕

TRADER ID
Q YMG

YMGBFL004
YMGBFT002

i
Please search by trader

No Rows to display

ABANDON CANCEL ORDERS



Cancel Orders

TRADER ID
YMGBFT002

ORDER ID	INSTRUMENT	SIDE	TIF	REMAINING	PRICE	TRADER ID	ORDER TYPE
126082010000001636	CA 22Apr26	Buy	Day	5	12150.50	YMGBFT002	Limit
126082010000001670	NI CASH-MAY26	Buy	GTC	10	0.00	YMGBFT002	Limit

Row count 1-2 of 2

Please note, there may be discrepancies between cancellation requests and confirmed cancellations ⓘ

ABANDON **CANCEL 2 ORDERS**

Cancel Order Requests

REQUEST STATUS TIME REQUESTED BY COMMENTS

Trader YMGBFT002	ACCEPTED	2026-03-23 10:27:56.041	customer.name	
Multiple Orders	ACCEPTED	2026-03-23 10:07:10.779	customer.name	
Order 126082010000001458	ACCEPTED	2026-03-23 10:02:04.921	customer.name	
Contract PBDF	ACCEPTED	2026-03-23 09:55:29.476	customer.name	
Order 126082010000001408	ACCEPTED	2026-03-23 09:55:17.741	customer.name	

Row count 1-5 of 5 1 selected

Trader YMGBFT002

ACCEPTED